

*Board of Trustees  
Meeting*

*July 10, 2017*

**NOTICE OF MEETING  
BOARD OF TRUSTEES  
SAN JACINTO COMMUNITY COLLEGE DISTRICT**

The Board of Trustees of the San Jacinto Community College District will meet at 5:45 p.m., Monday, July 10, 2017, in Room 201 of the Thomas S. Sewell District Administration Building, 4624 Fairmont Parkway, Pasadena, Texas.

**BOARD WORKSHOP  
AGENDA**

- I. Call the Meeting to Order**
- II. Roll Call of Board Members**
- III. Update on 85<sup>th</sup> Legislative Special Session**
- IV. Review 2017 – 2018 Budget**
- V. Update on 2017 – 2018 Annual Priorities**
- VI. Complete Conflict of Interest Forms**
- VII. Update Biographies**
- VIII. Review of Calendar**
- IX. General Discussion of Meeting Items**
- X. Adjournment**

**Additional Closed Session Authority**

If, during the course of the meeting covered by this Notice, the Board should determine that a closed or executive meeting or session of the Board should be held or is required in relation to any items included in this Notice, then such closed or executive meeting or session as authorized by Section 551.001 et seq. of the Texas Government Code (the Open Meetings Act) will be held by the Board at that date, hour and place given in this Notice or as soon after the commencement of the meeting covered by the Notice as the Board may conveniently meet in such closed or executive meeting or session concerning any and all subjects and for any and all purposes permitted by Sections 551.071, inclusive, of the Open Meetings Act, including, but not limited to:

Section 551.071 – For the purpose of a private consultation with the Board’s attorney on any or all subjects or matters authorized by law.

Section 551.072 – For the purpose of discussing the purchase, exchange, lease or value of real property.

Section 551.073 – For the purpose of considering a negotiated contract for a prospective gift or donation.

Section 551.074 – For the purpose of considering the appointment, employment, evaluation, reassignment, duties, discipline or dismissal of a public officer or employee or to hear complaints or charges against a public officer or employee.

Section 551.076 – To consider the deployment, or specific occasions for implementation, of security personnel or devices.

Section 551.084 – For the purpose of excluding a witness or witnesses from a hearing during examination of another witness.

Section 551.087– To discuss or deliberate regarding commercial or financial information that the Board has received from a business prospect that the Board seeks or may seek to have locate, stay, or expand in or near the territory of the College and with which the Board is conducting economic development negotiations or to deliberate the offer of a financial or other incentive to such business prospect.

Should any final action, final decision, or final vote be required in the opinion of the Board with regard to any matter considered in such closed or executive meeting or session, then such final action, final decision, or final vote shall be at either:

- A. The open meeting covered by this Notice upon the reconvening of the public meeting, or
- B. At a subsequent public meeting of the Board upon notice thereof, as the Board shall determine.

Certification as to Posting or Giving of Notice

On this day, July 7, 2017, this notice was posted on a bulletin board located at a place convenient to the public in the central administrative office of the San Jacinto Community College District, 4624 Fairmont Parkway, Pasadena, Texas, the College's website, and is readily accessible to the public upon request.

---

Brenda Hellyer, Ed.D.

July 7, 2017

**NOTICE OF PUBLIC HEARING  
BOARD OF TRUSTEES  
SAN JACINTO COMMUNITY COLLEGE DISTRICT**

The Board of Trustees of the San Jacinto College Community District will meet at 7:00 p.m., Monday, July 10, 2017, in Room 104 of the Thomas S. Sewell District Administration Building, 4624 Fairmont Parkway, Pasadena, Texas.

**PUBLIC BUDGET HEARING**

- I. Call the Meeting to Order**
  
- II. 2017 – 2018 Budget Presentation**
  
- III. Public Comment on 2017 – 2018 Budget**
  
- IV. Adjourn to Regular Board Meeting**

Certification as to Posting or Giving of Notice

On this day, July 7, 2017, this notice was posted on a bulletin board located at a place convenient to the public in the central administrative office of the San Jacinto Community College District, 4624 Fairmont Parkway, Pasadena, Texas, the College's website, and is readily accessible to the public upon request.

---

Brenda Hellyer, Ed.D.

**NOTICE OF MEETING  
BOARD OF TRUSTEES  
SAN JACINTO COMMUNITY COLLEGE DISTRICT**

The Board of Trustees of the San Jacinto Community College District will meet immediately following the Public Budget Hearing, Monday, July 10, 2017, in Room 104 of the Thomas S. Sewell District Administration Building, 4624 Fairmont Parkway, Pasadena, Texas.

**BOARD MEETING  
AGENDA**

**I. Call the Meeting to Order**

**II. Roll Call of Board Members**

**III. Invocation and Pledge to the Flags**

**IV. Special Announcements, Recognitions, Introductions, and Presentations**

Recognition of the South Campus Pharmacy Tech Students      Brenda Jones

**V. Student Success Presentations**

2017 Texas Public Higher Education Almanac Update      George González

**VI. Communications to the Board of Trustees**

**VII. Hearing of Such Citizens or Groups of Citizens Desiring to be Heard Before the Board**

*In accordance with the San Jacinto Community College District Board of Trustees Bylaws, located on the College's website, a citizen desiring to appear before the Board of Trustees shall complete the Application for Hearing before the Board of Trustees and file said application along with any supporting information concerning the citizen's concern, complaint or commendation, with the Executive Assistant to the Chancellor, ten (10) minutes prior to the start of the posted meeting time. The time allotted each citizen or organization for presentation shall be no more than five (5) minutes. The total time for hearing of citizens shall be no more than 60 minutes at any one meeting. Presentation of matters concerning a complaint or charge against a San Jacinto Community College District employee or officer will be heard in closed session unless the individual who is the subject of the change or complaint requests a public hearing.*

**VIII. Informative Reports to the Board**

- A. San Jacinto College Financial Statement
- B. San Jacinto College Foundation Financial Statement
- C. Capital Improvement Program
- D. San Jacinto College Building Committee Minutes
- E. San Jacinto College Finance Committee Minutes

## ACTION ITEMS

- IX. Consideration of Approval of Amendment to the 2016-2017 Budget for Restricted Revenue and Expenses Relating to Federal and State Grants**
- X. Assignments for Board Committees and San Jacinto College Foundation - For Information Only**
- XI. Consideration of Approval of Proposed Budget for 2017 – 2018**
- XII. Consideration of Approval of Articulation Agreement with Stephen F. Austin School of Honors**

## PURCHASING REQUESTS

- XIII. Consideration of Purchasing Requests**

## CONSENT AGENDA

- XIV. Consent Agenda**

(Any item placed on the consent agenda shall be removed and taken up as a separate matter, if so requested by any member of the Board, otherwise all items will be voted on with one (1) motion.)

- A. Approval of the Minutes for the June 5, 2017 Board Workshop and Regular Board Meeting**
- B. Approval of the Budget Transfers**
- C. Approval of Personnel Recommendations**
- D. Approval of the Affiliation Agreements**
- E. Approval of the Next Regularly Scheduled Meeting**

- XV. Items for Discussion/Possible Action**

(Items removed from the Consent Agenda or items discussed in closed session, will be considered at this time)

- XVI. Adjournment**

### **Closed Session Authority**

If, during the course of the meeting covered by this Notice, the Board should determine that a closed or executive meeting or session of the Board should be held or is required in relation to any items included in this Notice, then such closed or executive meeting or session as authorized by Section 551.001 *et seq.* of the Texas Government Code (the Open Meetings Act) will be held by the Board at that date, hour and place given in this Notice or as soon after the commencement of the meeting covered by the Notice as the Board may conveniently meet in such closed or executive meeting or session concerning any and all subjects and for any and all purposes permitted by Sections 551.071, inclusive, of the Open Meetings Act, including, but not limited to:

Section 551.071 – For the purpose of a private consultation with the Board’s attorney on any or all subjects or matters authorized by law.

Section 551.072 – For the purpose of discussing the purchase, exchange, lease or value of real property.

Section 551.073 – For the purpose of considering a negotiated contract for a prospective gift or donation.

Section 551.074 – For the purpose of considering the appointment, employment, evaluation, reassignment, duties, discipline or dismissal of a public officer or employee or to hear complaints or charges against a public officer or employee.

Section 551.076 – To consider the deployment, or specific occasions for implementation, of security personnel or devices.

Section 551.084 – For the purpose of excluding a witness or witnesses from a hearing during examination of another witness.

Section 551.087– To discuss or deliberate regarding commercial or financial information that the Board has received from a business prospect that the Board seeks or may seek to have locate, stay, or expand in or near the territory of the College and with which the Board is conducting economic development negotiations or to deliberate the offer of a financial or other incentive to such business prospect.

Should any final action, final decision, or final vote be required in the opinion of the Board with regard to any matter considered in such closed or executive meeting or session, then such final action, final decision, or final vote shall be at either:

- A. The open meeting covered by this Notice upon the reconvening of the public meeting, or
- B. At a subsequent public meeting of the Board upon notice thereof, as the Board shall determine.

Certification as to Posting or Giving of Notice

On this day, July 7, 2017, this notice was posted on a bulletin board located at a place convenient to the public in the central administrative office of the San Jacinto Community College District, 4624 Fairmont Parkway, Pasadena, Texas, the College's website, and is readily accessible to the public upon request.

---

Brenda Hellyer, Ed.D.

SAN JACINTO COMMUNITY COLLEGE DISTRICT  
Statement of Net Position  
May 31,

<u>Assets</u>	<u>2017</u>	<u>2016</u>
Current assets:		
Cash and cash equivalents	\$ 92,494,467	\$ 85,296,511
Investments	-	-
Accounts receivable - taxes	5,461,004	4,903,249
Accounts receivable	12,884,119	14,310,866
Deferred charges	1,653,853	1,597,868
Inventories	443,645	462,236
Total current assets	<u>112,937,088</u>	<u>106,570,730</u>
Noncurrent assets:		
Restricted cash and cash equivalents	182,933,719	219,888,292
Capital assets, net	429,455,849	410,349,994
Total noncurrent assets	<u>612,389,568</u>	<u>630,238,286</u>
Total assets	<u>725,326,656</u>	<u>736,809,016</u>
Deferred outflows of resources:		
Deferred outflow related to pensions	5,502,111	4,542,533
Deferred outflow related to defeased debt	5,597,855	-
Total deferred outflows of resources	<u>11,099,966</u>	<u>4,542,533</u>
<u>Liabilities</u>		
Current liabilities:		
Accounts payable	16,732,666	12,523,674
Accrued liabilities	5,395,075	3,734,956
Accrued compensable absences and deferred compensation	2,612,623	2,592,077
Deferred revenues	10,043,714	11,187,914
Total current liabilities	<u>34,784,078</u>	<u>30,038,621</u>
Noncurrent liabilities:		
Net pension liability	29,942,125	24,842,147
Bonds and notes payable	474,576,096	478,449,408
Total noncurrent liabilities	<u>504,518,221</u>	<u>503,291,555</u>
Total liabilities	<u>539,302,299</u>	<u>533,330,176</u>
Deferred inflows of resources -		
Deferred inflow related to pensions	<u>4,122,366</u>	<u>7,599,287</u>
<u>Net assets</u>		
Beginning of year	166,844,720	176,203,176
Current year addition	26,157,237	24,218,910
Total net position	<u>\$ 193,001,957</u>	<u>\$ 200,422,086</u>



San Jacinto Community College District  
Statement of Revenues, Expenditures and Changes In Net Position  
For the Nine Months Ended May 31, 2017

Consolidated -All Funds  
(Not Including Capital Improvement Program)

	Adjusted Budget	Actual (75%)	% Actual to Adjusted Budget	5/31/16	% of 8/31/16 Actual
<b>REVENUES:</b>					
State Appropriations	\$ 46,488,413	\$ 33,235,486	71.49	\$ 33,227,516	73.27
Local Taxes - Maintenance & Operations	64,696,546	62,930,042	97.27	60,303,422	98.74
Local Taxes - Debt Service	27,502,805	26,410,272	96.03	22,195,034	98.51
Credit Tuition	45,355,983	44,964,812	99.14	40,429,179	98.13
Credit Fees	15,571,302	15,291,960	98.21	13,027,401	96.52
Credit Exemptions & Waivers	(4,129,096)	(4,789,588)	116.00	(3,832,300)	97.81
Bad Debt	(2,350,779)	(1,763,084)	75.00	(609,003)	74.23
Continuing Professional Development	5,573,314	4,580,706	82.19	4,875,458	67.08
Sales & Services	1,717,933	1,457,743	84.85	1,939,693	79.90
Investment Income	105,979	953,554	899.76	305,709	55.27
Auxiliary Services	3,373,075	2,787,577	82.64	2,908,075	85.75
Grants	62,820,446	44,187,539	70.34	43,060,402	88.47
Local Grants	2,408,570	1,776,326	73.75	1,619,920	67.81
Total	<u>269,134,491</u>	<u>232,023,345</u>	<u>86.21</u>	<u>219,450,506</u>	<u>90.08</u>
<b>EXPENDITURES:</b>					
Instruction	73,612,088	60,546,872	82.25	56,917,898	82.16
Public Service	5,073,462	4,208,998	82.96	4,624,895	67.51
Academic Support	26,259,255	13,196,892	50.26	11,612,487	72.43
Student Services	16,578,052	11,276,151	68.02	10,373,313	72.09
Institutional Support	74,054,819	45,604,079	61.58	41,351,974	71.59
Physical Plant	18,020,240	11,606,470	64.41	12,541,304	70.67
Scholarships and Fellowships	51,064,188	42,727,202	83.67	42,668,059	90.23
Auxiliary Enterprises	4,490,639	3,424,802	76.27	3,725,932	83.15
Depreciation	20,351,251	13,961,928	68.60	11,961,612	75.14
Capital Purchases	-	(687,286)	-	(545,878)	37.36
Total	<u>289,503,994</u>	<u>205,866,108</u>	<u>71.11</u>	<u>195,231,596</u>	<u>78.63</u>
<b>TRANSFERS AMONG FUNDS:</b>					
Transfers In	(4,077,059)	(3,403,128)	-	(3,234,879)	-
Transfers Out	4,077,059	3,403,128	-	3,234,879	-
Net Increase (Decrease) in Net Position	<u>\$ (20,369,503)</u>	<u>\$ 26,157,237</u>		<u>\$ 24,218,910</u>	

San Jacinto Community College District  
Statement of Revenues, Expenditures and Changes In Net Position  
For the Nine Months Ended May 31, 2017

11 Unrestricted Funds

	<u>Adjusted Budget</u>	<u>Actual (75%)</u>	<u>% Actual to Adjusted Budget</u>	<u>5/31/16</u>	<u>% of 8/31/16 Actual</u>
REVENUES:					
State Appropriations	\$ 36,486,413	\$ 25,560,310	70.05	\$ 26,049,699	72.95
Local Taxes - Maintenance & Operations	64,696,546	62,930,042	97.27	60,303,422	98.74
Credit Tuition	43,628,601	43,045,933	98.66	38,696,098	98.20
Credit Fees	15,571,302	15,291,960	98.21	13,027,401	96.52
Credit Exemptions & Waivers	(4,129,096)	(4,789,588)	116.00	(3,832,300)	97.81
Bad Debt	(2,350,779)	(1,763,084)	75.00	(609,003)	74.23
Continuing Professional Development	5,573,314	4,580,706	82.19	4,875,458	67.08
Sales & Services	1,717,933	1,242,253	72.31	1,835,349	80.36
Investment Income	105,979	217,270	205.01	98,826	67.82
Total	<u>161,300,213</u>	<u>146,315,802</u>	<u>90.71</u>	<u>140,444,950</u>	<u>90.82</u>
EXPENDITURES:					
Instruction	67,561,021	56,320,245	83.36	53,294,434	82.61
Public Service	4,557,333	3,681,709	80.79	4,155,625	67.25
Academic Support	13,860,853	9,273,665	66.91	8,904,522	74.40
Student Services	15,103,431	9,947,035	65.86	9,304,511	72.10
Institutional Support	38,157,973	28,569,012	74.87	29,125,442	74.73
Physical Plant	18,020,240	11,606,470	64.41	12,541,304	70.67
Total	<u>157,260,851</u>	<u>119,398,136</u>	<u>75.92</u>	<u>117,325,838</u>	<u>77.04</u>
TRANSFERS AMONG FUNDS:					
Transfers In	(7,035)	(9,411)	-	(505,378)	-
Transfers Out	4,064,649	3,385,265	-	2,723,318	-
Net Increase (Decrease) in Net Position	<u>\$ (18,252)</u>	<u>\$ 23,541,812</u>		<u>\$ 20,901,172</u>	

San Jacinto Community College District  
Statement of Revenues, Expenditures and Changes In Net Position  
For the Nine Months Ended May 31, 2017

Federal Restricted Funds

	Adjusted Budget	Actual (75%)	% Actual to Adjusted Budget	5/31/16	% of 8/31/16 Actual
REVENUES:					
Grants	\$ 57,763,770	\$ 41,668,433	72.14	\$ 40,780,980	88.71
Total	<u>57,763,770</u>	<u>41,668,433</u>	<u>72.14</u>	<u>40,780,980</u>	<u>88.71</u>
EXPENDITURES:					
Instruction	587,175	351,187	59.81	466,334	88.36
Public Service	263,945	158,292	59.97	141,381	68.65
Academic Support	10,094,316	2,686,835	26.62	1,682,304	63.72
Student Services	285,476	226,278	79.26	257,560	87.39
Institutional Support	1,510,457	751,626	49.76	758,076	65.53
Scholarships and Fellowships	<u>45,022,401</u>	<u>37,494,215</u>	<u>83.28</u>	<u>37,475,325</u>	<u>91.08</u>
Total	<u>57,763,770</u>	<u>41,668,433</u>	<u>72.14</u>	<u>40,780,980</u>	<u>88.71</u>
TRANSFERS AMONG FUNDS:					
Transfers In	-	-	-	-	-
Transfers Out	<u>-</u>	<u>-</u>	<u>-</u>	<u>-</u>	<u>-</u>
Net Increase (Decrease) in Net Position	<u>\$ -</u>	<u>\$ -</u>		<u>\$ -</u>	

San Jacinto Community College District  
Statement of Revenues, Expenditures and Changes In Net Position  
For the Nine Months Ended May 31, 2017

State Restricted Funds

	Adjusted Budget	Actual (75%)	% Actual to Adjusted Budget	5/31/16	% of 8/31/16 Actual
REVENUES:					
State Paid Benefits	\$ 10,002,000	\$ 7,675,176	76.74	\$ 7,177,817	74.42
Grants	<u>5,056,676</u>	<u>2,519,106</u>	<u>49.82</u>	<u>2,279,422</u>	<u>84.41</u>
Total	<u>15,058,676</u>	<u>10,194,282</u>	<u>67.70</u>	<u>9,457,239</u>	<u>76.61</u>
EXPENDITURES:					
Instruction	5,443,552	3,821,107	70.20	3,077,077	74.35
Public Service	250,087	236,236	94.46	206,842	70.47
Academic Support	1,451,539	1,080,587	74.44	874,249	71.54
Student Services	1,144,699	1,078,598	94.23	764,549	67.18
Institutional Support	4,246,042	1,953,639	46.01	2,596,467	77.65
Scholarships and Fellowships	<u>2,522,757</u>	<u>2,024,115</u>	<u>80.23</u>	<u>1,938,055</u>	<u>87.74</u>
Total	<u>15,058,676</u>	<u>10,194,282</u>	<u>67.70</u>	<u>9,457,239</u>	<u>76.61</u>
TRANSFERS AMONG FUNDS:					
Transfers In	-	-	-	-	-
Transfers Out	<u>-</u>	<u>-</u>	<u>-</u>	<u>-</u>	<u>-</u>
Total	<u>-</u>	<u>-</u>	<u>-</u>	<u>-</u>	<u>-</u>
Net Increase (Decrease) in Net Position	<u>\$ -</u>	<u>\$ -</u>		<u>\$ -</u>	

San Jacinto Community College District  
Statement of Revenues, Expenditures and Changes In Net Position  
For the Nine Months Ended May 31, 2017

Local Restricted Funds

	Adjusted Budget	Actual (75%)	% Actual to Adjusted Budget	5/31/16	% of 8/31/16 Actual
REVENUES:					
Local Grants	\$ 2,408,570	\$ 1,776,326	73.75	\$ 1,619,920	67.81
Total	<u>2,408,570</u>	<u>1,776,326</u>	<u>73.75</u>	<u>1,619,920</u>	<u>67.81</u>
EXPENDITURES:					
Instruction	20,340	40,240	197.84	67,970	83.20
Public Service	2,097	132,761	6331.00	121,047	70.28
Academic Support	852,547	155,805	18.28	151,412	74.66
Student Services	44,446	24,240	54.54	46,693	88.85
Institutional Support	54,290	29,074	53.55	16,062	25.47
Scholarships and Fellowships	1,791,648	1,423,040	79.43	1,339,383	66.68
Total	<u>2,765,368</u>	<u>1,805,160</u>	<u>65.28</u>	<u>1,742,567</u>	<u>67.52</u>
TRANSFERS AMONG FUNDS:					
Transfers In	(369,208)	(225,917)	-	(143,428)	-
Transfers Out	<u>12,410</u>	<u>17,863</u>	<u>-</u>	<u>149,829</u>	<u>-</u>
Net Increase (Decrease) in Net Position	<u>\$ -</u>	<u>\$ 179,220</u>		<u>\$ (129,048)</u>	

San Jacinto Community College District  
Statement of Revenues, Expenditures and Changes In Net Position  
For the Nine Months Ended May 31, 2017

27 Texas Public Education Grant

	<u>Adjusted Budget</u>	<u>Actual (75%)</u>	<u>% Actual to Adjusted Budget</u>	<u>5/31/16</u>	<u>% of 8/31/16 Actual</u>
REVENUES:					
Credit Tuition	\$ 1,727,382	\$ 1,918,879	111.09	\$ 1,733,081	96.67
Total	<u>1,727,382</u>	<u>1,918,879</u>	<u>111.09</u>	<u>1,733,081</u>	<u>96.67</u>
EXPENDITURES:					
Scholarships and Fellowships	<u>1,727,382</u>	<u>1,785,832</u>	<u>103.38</u>	<u>1,915,296</u>	<u>99.56</u>
Total	<u>1,727,382</u>	<u>1,785,832</u>	<u>103.38</u>	<u>1,915,296</u>	<u>99.56</u>
TRANSFERS AMONG FUNDS:					
Transfers In	-	-	-	-	-
Transfers Out	<u>-</u>	<u>-</u>	<u>-</u>	<u>-</u>	<u>-</u>
Net Increase (Decrease) in Net Position	<u>\$ -</u>	<u>\$ 133,047</u>		<u>\$ (182,215)</u>	

San Jacinto Community College District  
Statement of Revenues, Expenditures and Changes In Net Position  
For the Nine Months Ended May 31, 2017

28 Private Gifts and Donations

	<u>Adjusted Budget</u>	<u>Actual (75%)</u>	<u>% Actual to Adjusted Budget</u>	<u>5/31/16</u>	<u>% of 8/31/16 Actual</u>
REVENUES:					
Sales & Service	<u>\$ -</u>	<u>\$ 215,490</u>	<u>-</u>	<u>\$ 104,344</u>	<u>72.63</u>
Total	<u>-</u>	<u>215,490</u>	<u>-</u>	<u>104,344</u>	<u>72.63</u>
EXPENDITURES:					
Instruction	<u>-</u>	<u>14,093</u>	<u>-</u>	<u>12,083</u>	<u>62.70</u>
Total	<u>-</u>	<u>14,093</u>	<u>-</u>	<u>12,083</u>	<u>62.70</u>
Net Increase (Decrease) in Net Position	<u><u>\$ -</u></u>	<u><u>\$ 201,397</u></u>		<u><u>\$ 92,261</u></u>	

San Jacinto Community College District  
Statement of Revenues, Expenditures and Changes In Net Position  
For the Nine Months Ended May 31, 2017

Auxiliary Enterprises

	<u>Adjusted Budget</u>	<u>Actual (75%)</u>	<u>% Actual to Adjusted Budget</u>	<u>5/31/16</u>	<u>% of 8/31/16 Actual</u>
<b>REVENUES:</b>					
Sales & Services	\$ 40,000	\$ 81,720	204.30	\$ 62,683	53.35
Auxiliary Services	<u>3,333,075</u>	<u>2,705,857</u>	<u>81.18</u>	<u>2,845,392</u>	<u>86.91</u>
Total	<u>3,373,075</u>	<u>2,787,577</u>	<u>82.64</u>	<u>2,908,075</u>	<u>85.75</u>
<b>EXPENDITURES:</b>					
Non-Instructional Labor	799,542	571,194	71.44	687,534	75.31
Benefits	324,133	324,133	100.00	328,807	74.59
Supplies	1,027,340	458,406	44.62	562,214	83.68
Travel	393,726	350,707	89.07	411,615	79.39
Contracted Services	370,140	215,439	58.20	267,428	79.38
Capital Outlay	-	-	-	8,848	-
Scholarships and Fellowships	1,560,758	1,495,714	95.83	1,441,567	91.89
Utilities	<u>15,000</u>	<u>9,209</u>	<u>61.39</u>	<u>17,919</u>	<u>79.62</u>
Total	<u>4,490,639</u>	<u>3,424,802</u>	<u>76.27</u>	<u>3,725,932</u>	<u>83.15</u>
<b>TRANSFERS AMONG FUNDS:</b>					
Transfers In	(1,117,564)	(637,225)	-	(1,179,589)	-
Transfers Out	<u>-</u>	<u>-</u>	<u>-</u>	<u>361,732</u>	<u>-</u>
Net Increase (Decrease) in Net Position	<u>\$ -</u>	<u>\$ -</u>		<u>\$ -</u>	



San Jacinto Community College District  
Statement of Revenues, Expenditures and Changes In Net Position  
For the Nine Months Ended May 31, 2017

95 Retirement of Indebtedness

	Adjusted Budget	Actual (75%)	% Actual to Adjusted Budget	5/31/16	% of 8/31/16 Actual
<b>REVENUES</b>					
Investment Income	\$ -	\$ 736,284	-	\$ 206,883	50.78
Local Taxes - Debt Service	<u>27,502,805</u>	<u>26,410,272</u>	<u>96.03</u>	<u>22,195,034</u>	<u>98.51</u>
Total	<u>27,502,805</u>	<u>27,146,556</u>	<u>-</u>	<u>22,401,917</u>	<u>97.66</u>
<b>EXPENDITURES</b>					
Institutional Support	<u>30,086,057</u>	<u>14,300,728</u>	<u>47.53</u>	<u>8,855,927</u>	<u>62.25</u>
Total	<u>30,086,057</u>	<u>14,300,728</u>	<u>47.53</u>	<u>8,855,927</u>	<u>62.25</u>
<b>TRANSFERS AMONG FUNDS:</b>					
Transfers In	(2,583,252)	(2,530,575)	-	(1,406,484)	-
Transfers Out	<u>-</u>	<u>-</u>	<u>-</u>	<u>-</u>	<u>-</u>
Net Increase (Decrease) in Net Position	<u>\$ -</u>	<u>\$ 15,376,403</u>		<u>\$ 14,952,474</u>	

San Jacinto Community College District  
Statement of Revenues, Expenditures and Changes In Net Position  
For the Nine Months Ended May 31, 2017

97 Investment in Plant

	<u>Adjusted Budget</u>	<u>Actual (75%)</u>	<u>% Actual to Adjusted Budget</u>	<u>5/31/16</u>	<u>% of 8/31/16 Actual</u>
<b>EXPENDITURES</b>					
Depreciation	\$ 20,351,251	\$ 13,961,928	68.60	\$ 11,961,612	75.14
Capital Purchases	-	(687,286)	-	(545,878)	37.36
Total	<u>20,351,251</u>	<u>13,274,642</u>	<u>-</u>	<u>11,415,734</u>	<u>78.96</u>
Net Increase (Decrease) in Net Position	<u>\$ (20,351,251)</u>	<u>\$ (13,274,642)</u>		<u>\$ (11,415,734)</u>	

# Capital Improvement Program

San Jacinto Community College District  
Statement of Revenues, Expenditures and Changes In Net Position  
For the Nine Months Ended May 31, 2017

91 Capital Projects

	Adjusted Budget	Actual (75%)	5/31/16
REVENUES:			
Investment Income	\$ -	\$ -	\$ -
Total	-	-	-
EXPENDITURES:			
Bond Programs	-	26,900,122	21,861,590
Total	-	26,900,122	21,861,590
Net Increase (Decrease) in Net Position	\$ -	\$ (26,900,122)	\$ (21,861,590)



**Monthly Investment Report**

**May 31, 2017**



# A Foggy Picture

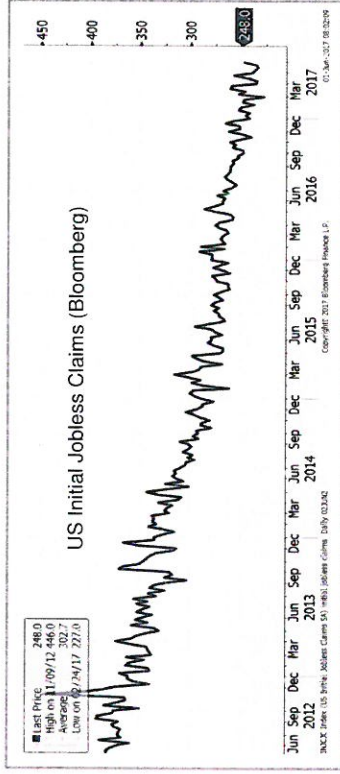
The stock markets saw rather significant volatility this month driven by the ubiquitous geo-political and domestic political wrangling but also pure economics, which have painted a complex picture which makes clear trends difficult to read. The stock markets remain nervous about political issues especially as it impacts tax reform. The weaker oil prices are also troubling. With all the movement however, the Dow ended up 104 on the month.

The bond markets are enjoying a bounce in prices in the long end on the stock nervousness as investors move to the security of bonds. The long end moves were likely as affected by administration firings and the weaker oil prices.


The markets are not single cylinder engines and there are major forces at play – the same ones we have seen for months. Growth is still slow but also still steady. Two major reports this month present a picture of this slow growth. The Fed's favorite PCE (Personal Consumption Expenditure) index was weakly positive and the personal income and spending components came in positive. Although CPI has been admittedly soft for months, the inflation has grown slightly overall. Inflation fears come from low oil prices and an overstock on autos as well as an apartment oversupply.

This slight increase in inflation fogs the Fed rate picture because of the Fed's two critical issues are inflation and jobs. Employment is strong while inflation is barely in the desired Fed range of 2%. Unemployment claims are falling decidedly and May's NFP is expected to be high. Homebuilders complain about a shortage of labor (and lots) as well as regulatory restrictions. Purchasing managers (ISM) see a slight improvement based on new orders and increased inventories but also report lower prices. The Fed's Beige Book shows large shortages of *trained* labor across the US.

We need to see this employment move affecting the consumer. She is less optimistic and confidence is getting a job is waning. The consumer has been buying better than the 1Q but the increase is small.



The international events are always worth a look-see. Brexit is being clouded by UK elections and Ms. May's uncertain moves. The Italians are most probably going for an early election (this is a surprise?). Merkel I Germany still holds a comfortable lead for re-election and still supports the NATO 2% spending target which is good for the US. Draghi, at the ECB, insists that Europe still requires major monetary support which will keep their rates low and US attractive. Despite Draghi's read, the growth in Europe exceeds the US so a major player is back in the picture.

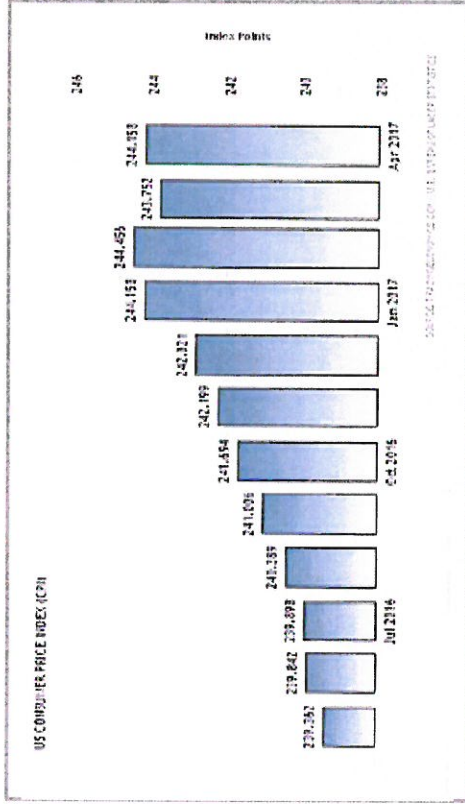


# A Lot Rides On the Fed

The markets are about a 90% agreement on a Federal Funds Rate increase June 14<sup>th</sup>. That is based on a improving economy, but also perhaps on a growing tuning out of the daily acrimony in the press. Employment is very strong and inflation, though soft, is within spitting distance of the Fed's target.

The Fed could conceivably hold steady based on inflation, but the minutes from the last meeting indicated a willingness to continue the hikes. The minutes showed the officials would "soon" be appropriate. The members of the Committee are also telegraphing a major change, which may be more important than individual hikes.

As part of the easing cycle, when the Fed took the overnight rates to 0%, they also lost their main weapon for accommodating growth. The mechanism they introduced was QE (quantitative easing). The Fed bought trillions of dollars worth of long treasuries and mortgage backed securities thereby creating a market and keeping rates low (prices high). Now that the tightening cycle has begun, the Fed has begun to contemplate reducing their accumulated \$4.5 trillion balance sheet. The minutes of the last meeting showed their goal of reducing the monthly reinvestment of coupon and maturities. Not only will this lower prices, but raise rates on the long end. Fed President Williams has recently noted this *unwinding* would be "widely telegraphed, gradual and – frankly –boring... [to] lessen the risk of market disruption and volatility." No such luck. Even anticipating such a move will move bond markets.

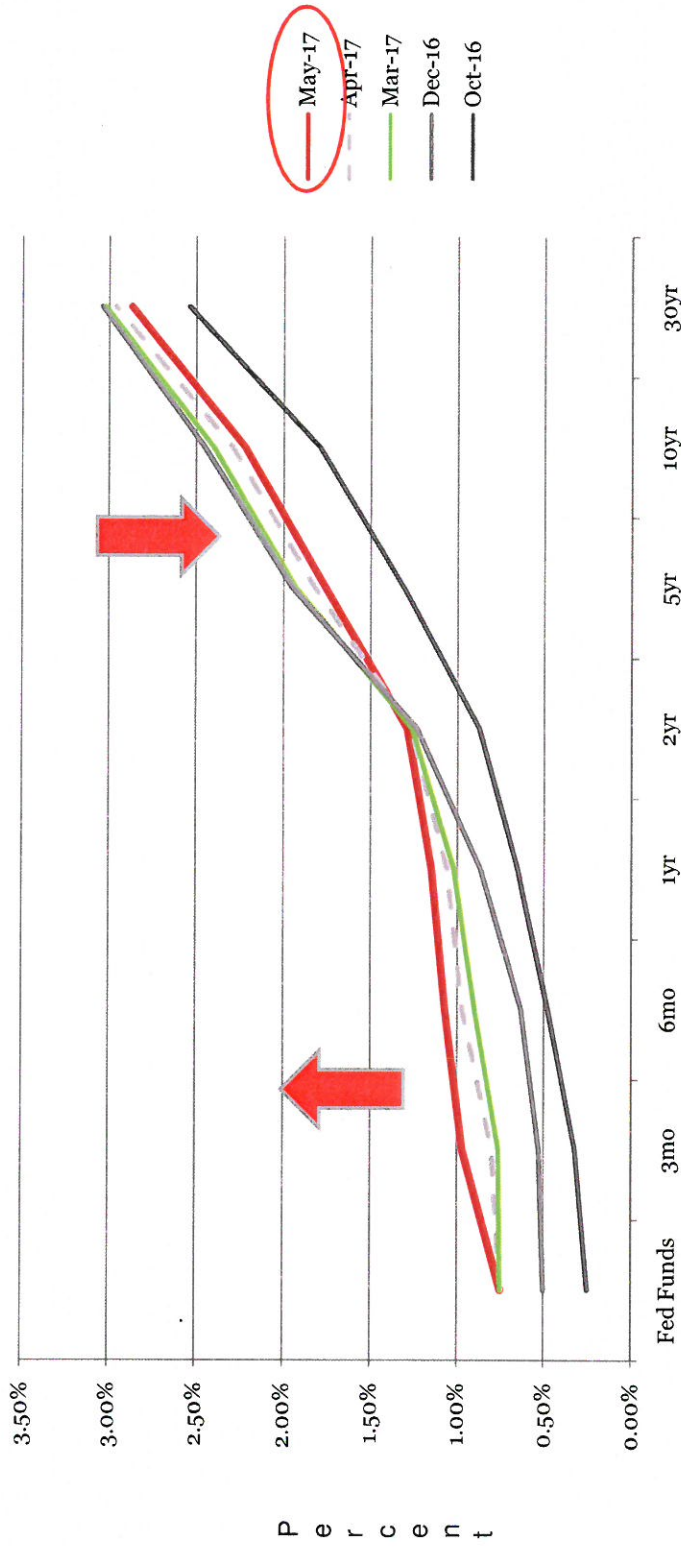


The curve (see next page) is dangerously close to flat-lining which could aid in spiraling to disinflation. The curve needs to maintain a steepness. (And, of course the Fed simply needs to reduce their balance sheet.)

The Fed's lightening of their balance sheet will be one key to slowing that move. If they do not re-invest income and simply stop buying long-term notes prices will drop. This is huge money leaving that long-term market. Long-term bond investors will not want to be caught as rates rise quickly. In 9/16 the 2-30 spread was 2.23% now it is 1.59%, this is a significant flattening of the curve which may make that unwinding a little less boring!

# Rates on the Move

- Rates have been volatile with an abundance of geopolitical news and events.
- Rates are making a dangerous move to a flat curve with short rates moving up and longer rates moving down.
- The Fed talk about reducing their reinvestment *should* counter part of this move, but it needs to do so quickly.
- Fed Governors continue to appear to be moving to a hike in rates in June taking the overnight rate to 1.0%.



End of Month Rates - Full Yield Curve - Fed Funds to 30yr



# General Portfolio

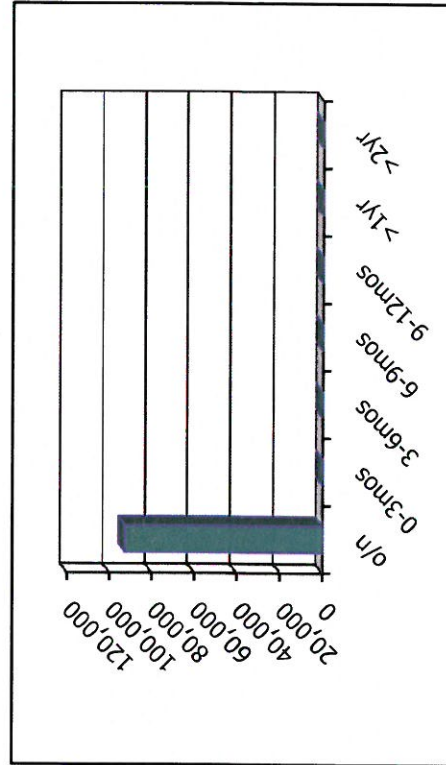
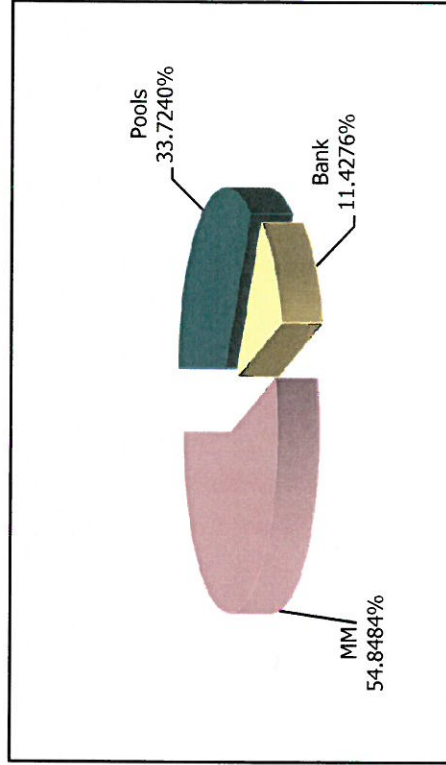
As of May 31, 2017

PATTERSON & ASSOCIATES



INVESTMENT PROFESSIONALS

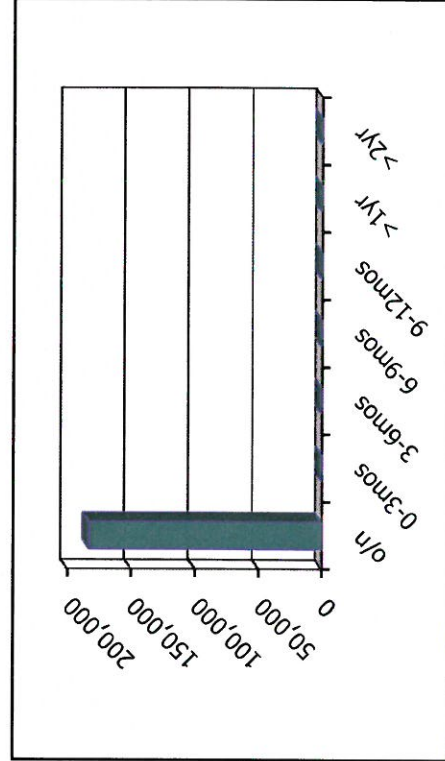
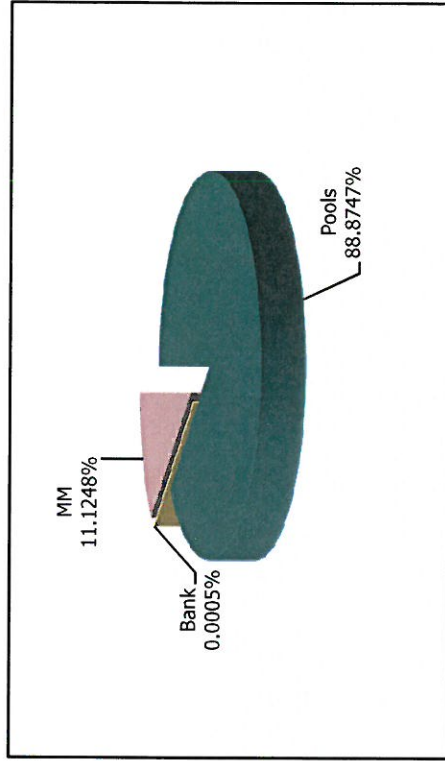
- P&A constantly reviews your portfolio for optimal asset allocation and a controlled average maturity because a diversified portfolio can better adjust to volatile market conditions.
- The very short-term rates continue to move up with the Fed's move and short term alternatives are available especially for those with access to commercial paper. Rates beyond one year will easily bet the pools.
- Banks remain *uninterested* in new deposits and municipal debt has become less attractive with decreased supply.
- It is time to reduce cash balances and stretch out longer and into the two year area if possible.




# Bond Portfolio

As of May 31, 2017

- P&A constantly reviews your portfolio for optimal asset allocation and a controlled average maturity because a diversified portfolio can better adjust to volatile market conditions.
- The very short-term rates continue to move up with the Fed's move and short term alternatives are available especially for those with access to commercial paper. Rates beyond one year will easily bet the pools.
- Banks remain *uninterested* in new deposits and municipal debt has become less attractive with decreased supply.
- It is time to reduce cash balances and stretch out longer and into the two year area if possible.





Patterson & Associates  
 901 S. MoPac  
 Suite 195  
 Austin, TX 78746

San Jacinto Community College  
 Portfolio Management  
 Portfolio Summary  
 May 31, 2017

Investments	Par Value	Market Value	Book Value	% of Portfolio	Term	Days to Maturity	YTM 365 Equiv.
Passbook/Checking Accounts	10,569,766.40	10,569,766.40	10,569,766.40	3.84	1	1	0.000
Investment Pools/Money Markets	264,858,418.85	264,858,418.85	264,858,418.85	96.16	1	1	0.716
<b>Investments</b>	<b>275,428,185.25</b>	<b>275,428,185.25</b>	<b>275,428,185.25</b>	<b>100.00%</b>	<b>1</b>	<b>1</b>	<b>0.688</b>

Total Earnings	May 31 Month Ending	Fiscal Year To Date
Current Year	161,501.13	963,830.59

The following reports are submitted in accordance with the Public Funds Investment Act (Texas Gov't Code 2256). The reports also offer supplemental information not required by the Act in order to fully inform the governing body of the San Jacinto Community College/Foundation of the position and activity within the College's and Foundation's portfolio of investments. The reports include a management summary overview, a detailed inventory report for the end of the period, a transaction report, as well as graphic representations of the portfolio to provide full disclosure to the governing body.

*Cheri D. [Signature]*  
 Vice Chancellor of Fiscal Affairs



**San Jacinto Community College**  
**Summary by Type**  
**May 31, 2017**  
**Grouped by Fund**

Patterson & Associates  
 901 S. MoPac  
 Suite 195  
 Austin, TX 78746

Security Type	Number of Investments	Par Value	Book Value	% of Portfolio	Average YTM 365	Average Days to Maturity
<b>Fund: Bond Funds</b>						
Investment Pools/Money Markets	10	182,933,718.61	182,933,718.61	66.42	0.732	1
<b>Subtotal</b>	<b>10</b>	<b>182,933,718.61</b>	<b>182,933,718.61</b>	<b>66.42</b>	<b>0.732</b>	<b>1</b>
<b>Fund: Consolidated Portfolio</b>						
Passbook/Checking Accounts	9	10,569,766.40	10,569,766.40	3.84	0.000	1
Investment Pools/Money Markets	6	81,924,700.24	81,924,700.24	29.74	0.679	1
<b>Subtotal</b>	<b>15</b>	<b>92,494,466.64</b>	<b>92,494,466.64</b>	<b>33.58</b>	<b>0.602</b>	<b>1</b>
<b>Total and Average</b>	<b>25</b>	<b>275,428,185.25</b>	<b>275,428,185.25</b>	<b>100.00</b>	<b>0.688</b>	<b>1</b>




**San Jacinto Community College  
Fund BOND - Bond Funds  
Investments by Fund  
May 31, 2017**

Patterson & Associates  
901 S. MoPac  
Suite 195  
Austin, TX 78746

CUSIP	Investment #	Issuer	Purchase Date	Book Value	Par Value	Market Value	Current Rate	YTM 360	YTM 365	Maturity Date	Days To Maturity
<b>Investment Pools/Money Markets</b>											
708340211	10064	JPM - Debt Service	12/05/2007	446.51	446.51	446.51	0.150	0.147	0.150		1
XXX794	10228	East West ICS 08 Bond Proceeds	09/09/2014	1,751,076.63	1,751,076.63	1,751,076.63	0.750	0.739	0.750		1
XXX844	10229	East West ICS Debt Service	09/09/2014	8,093,136.66	8,093,136.66	8,093,136.66	0.750	0.739	0.750		1
86-72000794	10231	East West MM 08 Bond Proceeds	09/09/2014	250,159.25	250,159.25	250,159.25	0.750	0.739	0.750		1
86-72004242	10233	East West MM 15 Bond Proceeds	08/06/2015	10,006,369.85	10,006,369.85	10,006,369.85	0.750	0.739	0.750		1
86-72000844	10232	East West MM Debt Service	09/09/2014	250,159.24	250,159.24	250,159.24	0.750	0.739	0.750		1
999999999	10084	LSIP GOF - 2008 Bond Proceeds	10/03/2008	6,422,125.08	6,422,125.08	6,422,125.08	0.730	0.720	0.730		1
999999917	10234	LSIP GOF - 2015 Bond Proceeds	08/06/2015	1,571,273.91	1,571,273.91	1,571,273.91	0.730	0.720	0.730		1
999999918	10235	LSIP GOF - 2016 Bond Proceeds	04/20/2016	146,524,058.59	146,524,058.59	146,524,058.59	0.730	0.720	0.730		1
999999916	10106	LSIP GOF - Debt Service	07/30/2009	8,064,912.89	8,064,912.89	8,064,912.89	0.730	0.720	0.730		1
<b>Subtotal and Average</b>				<b>182,933,718.61</b>	<b>182,933,718.61</b>	<b>182,933,718.61</b>		<b>0.722</b>	<b>0.732</b>		<b>1</b>
<b>Total Investments and Average</b>				<b>182,933,718.61</b>	<b>182,933,718.61</b>	<b>182,933,718.61</b>		<b>0.722</b>	<b>0.732</b>		<b>1</b>

**Fund GEN - Consolidated Portfolio**  
**Investments by Fund**  
**May 31, 2017**

CUSIP	Investment #	Issuer	Purchase Date	Book Value	Par Value	Market Value	Current Rate	YTM 360	YTM 365	Maturity Date	Days To Maturity
<b>Passbook/Checking Accounts</b>											
1390012195A	10164	Bank of America - Operating	09/01/2016	875.85	875.85	875.85					1
9999999914	10089	Credit Cards - In Transit	09/01/2016	108,802.44	108,802.44	108,802.44					1
708340062	10086	Disbursements	09/01/2016	-208,006.22	-208,006.22	-208,006.22					1
707759296	10069	JPM - Federal Programs	09/01/2016	0.00	0.00	0.00					1
707759338	10062	JPM - Operating	09/01/2016	10,693,680.03	10,693,680.03	10,693,680.03					1
707759346	10085	Payroll Fund	09/01/2016	-41,191.43	-41,191.43	-41,191.43					1
9999999913	10088	Petty Cash	09/01/2016	20,175.00	20,175.00	20,175.00					1
707759353	10181	Student Deferred Income	09/01/2016	0.00	0.00	0.00					1
707759361	10103	JPM - Workmen's Comp	09/01/2016	-4,569.27	-4,569.27	-4,569.27					1
				<b>Subtotal and Average</b>	<b>10,569,766.40</b>	<b>10,569,766.40</b>		<b>0.000</b>	<b>0.000</b>		<b>1</b>
<b>Investment Pools/Money Markets</b>											
XXX810	10227	East West ICS	09/09/2014	40,239,445.38	40,239,445.38	40,239,445.38	0.750	0.739	0.750		1
86-7200810	10230	East West MM	09/09/2014	250,159.24	250,159.24	250,159.24	0.750	0.739	0.750		1
9999999993	10034	LSIP GOF - Operating	09/01/2007	20,016,248.07	20,016,248.07	20,016,248.07	0.730	0.720	0.730		1
707759320	10035	JPM - Money Market	09/01/2007	10,001,695.73	10,001,695.73	10,001,695.73	0.200	0.197	0.200		1
9999999996	10038	TCB - Money Market	09/26/2007	240,291.01	240,291.01	240,291.01	0.350	0.345	0.350		1
9999999991	10032	TexPool	09/01/2007	11,176,860.81	11,176,860.81	11,176,860.81	0.769	0.758	0.768		1
				<b>Subtotal and Average</b>	<b>81,924,700.24</b>	<b>81,924,700.24</b>		<b>0.670</b>	<b>0.679</b>		<b>1</b>
				<b>Total Investments and Average</b>	<b>92,494,466.64</b>	<b>92,494,466.64</b>		<b>0.593</b>	<b>0.602</b>		<b>1</b>



Patterson & Associates  
 901 S. MoPac  
 Suite 195  
 Austin, TX 78746


**San Jacinto Community College**  
**Interest Earnings**  
 Sorted by Fund - Fund  
 May 1, 2017 - May 31, 2017  
 Yield on Average Book Value

CUSIP	Investment #	Fund	Security Type	Ending Par Value	Beginning Book Value	Average Book Value	Maturity Date	Current/Annualized Rate	Yield	Adjusted Interest Earnings		
										Interest Earned	Amortization/ Accretion	Adjusted Interest Earnings
<b>Fund: Bond Funds</b>												
708340211	10064	BOND	RRP	446.51	446.45	446.45		0.150	0.158	0.06	0.00	0.06
999999999	10084	BOND	RRP	6,422,125.08	6,690,088.65	6,573,957.99		0.730	0.726	4,052.27	0.00	4,052.27
999999999	10106	BOND	RRP	8,064,912.89	7,939,729.25	7,992,507.99		0.730	0.726	4,928.58	0.00	4,928.58
XXX794	10228	BOND	RRP	1,751,076.63	1,750,503.47	1,750,034.73		0.750	0.724	1,076.63	0.00	1,076.63
XXX844	10229	BOND	RRP	8,093,136.66	8,087,373.62	8,088,321.18		0.750	0.724	4,976.00	0.00	4,976.00
86-72000794	10231	BOND	RRP	250,159.25	250,141.78	250,005.14		0.750	0.750	159.25	0.00	159.25
86-72000844	10232	BOND	RRP	250,159.24	250,141.79	250,005.14		0.750	0.750	159.24	0.00	159.24
86-72004242	10233	BOND	RRP	10,006,369.85	10,005,671.33	10,000,205.48		0.750	0.750	6,369.85	0.00	6,369.85
999999999	10234	BOND	RRP	1,571,273.91	1,777,346.71	1,689,643.61		0.730	0.725	1,040.93	0.00	1,040.93
999999999	10235	BOND	RRP	146,524,058.59	146,897,817.84	146,706,065.20		0.730	0.726	90,455.13	0.00	90,455.13
			<b>Subtotal</b>	<b>182,933,718.61</b>	<b>183,649,260.89</b>	<b>183,301,192.91</b>			<b>0.727</b>	<b>113,217.94</b>	<b>0.00</b>	<b>113,217.94</b>
<b>Fund: Consolidated Portfolio</b>												
999999999	10032	GEN	RRP	11,176,860.81	5,831,152.56	8,169,302.88		0.769	0.773	5,363.13	0.00	5,363.13
999999996	10038	GEN	RRP	240,291.01	240,215.00	240,217.45		0.350	0.373	76.01	0.00	76.01
707759320	10035	GEN	RRP	10,001,695.73	10,001,641.04	10,000,213.51		0.200	0.200	1,695.73	0.00	1,695.73
999999993	10034	GEN	RRP	20,016,248.07	31,003,013.97	26,371,784.38		0.730	0.725	16,248.07	0.00	16,248.07
XXX810	10227	GEN	RRP	40,239,445.38	40,208,891.25	40,215,502.47		0.750	0.724	24,741.01	0.00	24,741.01
86-7200810	10230	GEN	RRP	250,159.24	250,141.79	250,005.14		0.750	0.750	159.24	0.00	159.24
			<b>Subtotal</b>	<b>81,924,700.24</b>	<b>87,535,055.61</b>	<b>85,247,025.83</b>			<b>0.667</b>	<b>48,283.19</b>	<b>0.00</b>	<b>48,283.19</b>
			<b>Total</b>	<b>264,858,418.85</b>	<b>271,184,316.50</b>	<b>268,548,218.74</b>			<b>0.708</b>	<b>161,501.13</b>	<b>0.00</b>	<b>161,501.13</b>



**Quarterly Investment Report**

**February 28, 2017 – May 31, 2017**





# A Foggy Picture

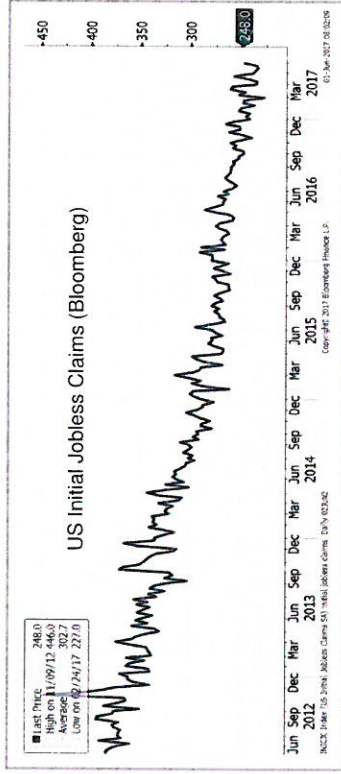
The stock markets saw rather significant volatility this month driven by the ubiquitous geo-political and domestic political wrangling but also pure economics, which have painted a complex picture which makes clear trends difficult to read. The stock markets remain nervous about political issues especially as it impacts tax reform. The weaker oil prices are also troubling. With all the movement however, the Dow ended up 104 on the month.

The bond markets are enjoying a bounce in prices in the long end on the stock nervousness as investors move to the security of bonds. The long end moves were likely as affected by administration firings and the weaker oil prices.

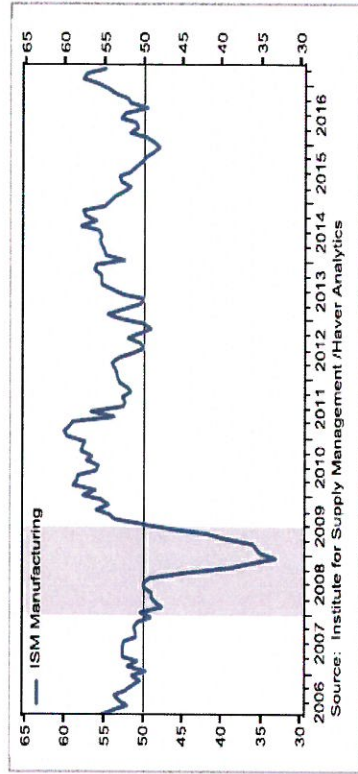
The markets are not single cylinder engines and there are major forces at play – the same ones we have seen for months. Growth is still slow but also still steady. Two major reports this month present a picture of this slow growth. The Fed's favorite PCE (Personal Consumption Expenditure) index was weakly positive and the personal income and spending components came in positive. Although CPI has been admittedly soft for months, the inflation has grown slightly overall. Inflation fears come from low oil prices and an overstock on autos as well as an apartment oversupply.

This slight increase in inflation fogs the Fed rate picture because of the Fed's two critical issues are inflation and jobs. Employment is strong while inflation is barely in the desired Fed range of 2%. Unemployment claims are falling decidedly and May's NFP is expected to be high. Homebuilders complain about a shortage of labor (and lots) as well as regulatory restrictions. Purchasing managers (ISM) see a slight improvement based on new orders and increased inventories but also report lower prices. The Fed's Beige Book shows large shortages of *trained* labor across the US.

We need to see this employment move affecting the consumer. She is less optimistic and confidence is getting a job is waning. The consumer has been buying better than the 1Q but the increase is small.



The international events are always worth a look-see. Brexit is being clouded by UK elections and Ms. May's uncertain moves. The Italians are most probably going for an early election (this is a surprise?). Merkel Germany still holds a comfortable lead for re-election and still supports the NATO 2% spending target which is good for the US. Draghi, at the ECB, insists that Europe still requires major monetary support which will keep their rates low and US attractive. Despite Draghi's read, the growth in Europe exceeds the US so a major player is back in the picture.

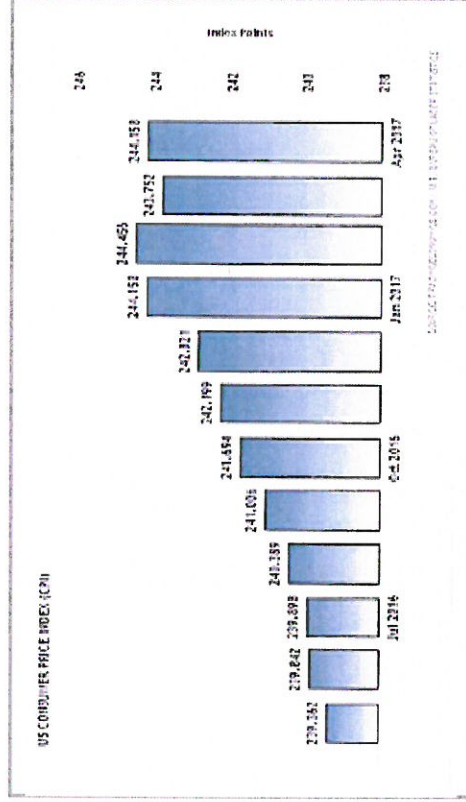


# A Lot Rides On the Fed

The markets are about a 90% agreement on a Federal Funds Rate increase June 14<sup>th</sup>. That is based on an improving economy, but also perhaps on a growing tuning out of the daily acrimony in the press. Employment is very strong and inflation, though soft, is within spitting distance of the Fed's target.

The Fed could conceivably hold steady based on inflation, but the minutes from the last meeting indicated a willingness to continue the hikes. The minutes showed the officials would "soon" be appropriate. The members of the Committee are also telegraphing a major change, which may be more important than individual hikes.

As part of the easing cycle, when the Fed took the overnight rates to 0%, they also lost their main weapon for accommodating growth. The mechanism they introduced was QE (quantitative easing). The Fed bought trillions of dollars worth of long treasuries and mortgage backed securities thereby creating a market and keeping rates low (prices high). Now that the tightening cycle has begun, the Fed has begun to contemplate reducing their accumulated \$4.5 trillion balance sheet. The minutes of the last meeting showed their goal of reducing the monthly reinvestment of coupon and maturities. Not only will this lower prices, but raise rates on the long end. Fed President Williams has recently noted this *unwinding* would be "widely telegraphed, gradual and – frankly – boring... [to] lessen the risk of market disruption and volatility." No such luck. Even anticipating such a move will move bond markets.

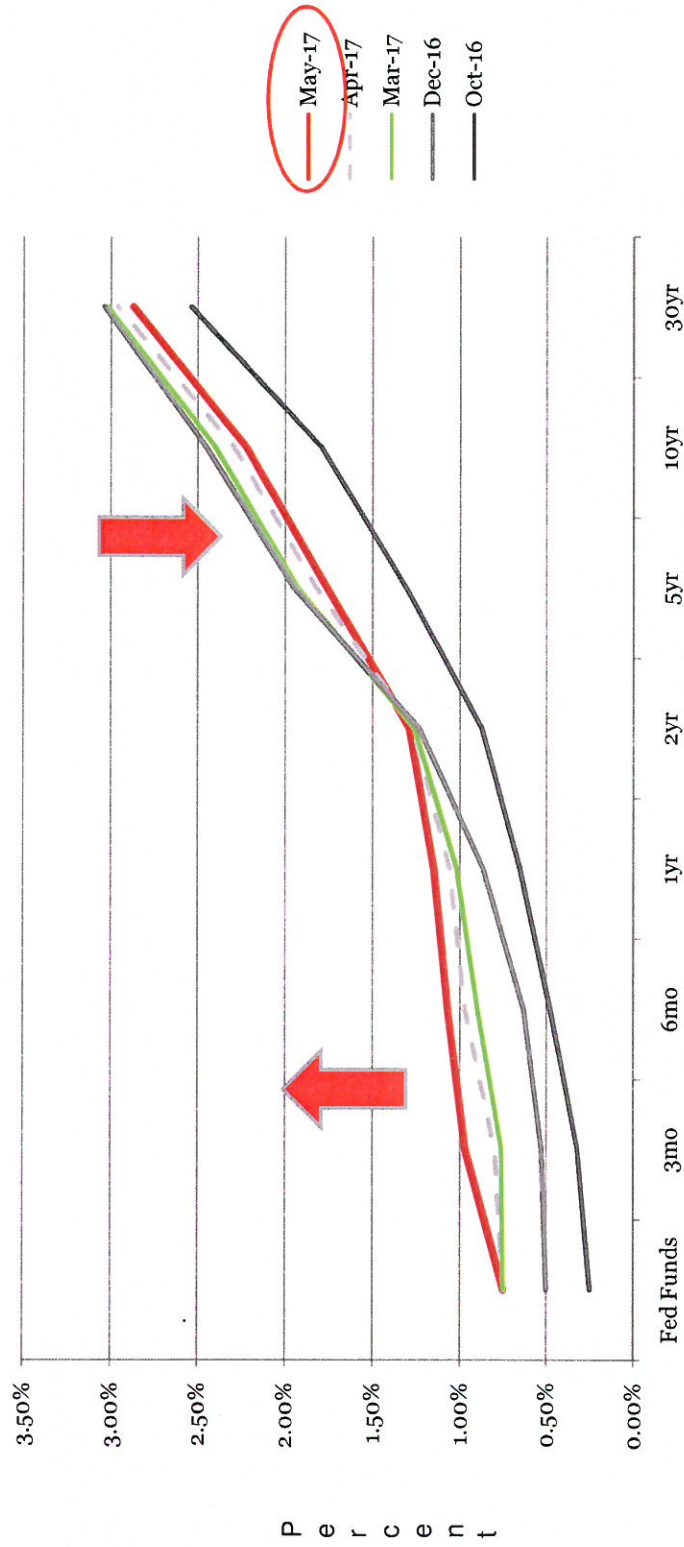


The curve (see next page) is dangerously close to flat-lining which could aid in spiraling to disinflation. The curve needs to maintain a steepness. (And, of course the Fed simply needs to reduce their balance sheet.)

The Fed's lightening of their balance sheet will be one key to slowing that move. If they do not re-invest income and simply stop buying long-term notes prices will drop. This is huge money leaving that long-term market. Long-term bond investors will not want to be caught as rates rise quickly. In 9/16 the 2-30 spread was 2.23% now it is 1.59%, this is a significant flattening of the curve which may make that unwinding a little less boring!

# Rates on the Move

- Rates have been volatile with an abundance of geopolitical news and events.
- Rates are making a dangerous move to a flat curve with short rates moving up and longer rates moving down.
- The Fed talk about reducing their reinvestment *should* counter part of this move, but it needs to do so quickly.
- Fed Governors continue to appear to be moving to a hike in rates in June taking the overnight rate to 1.0%.




End of Month Rates - Full Yield Curve - Fed Funds to 30yr

*San Jacinto College District*  
 Quarterly Investment Report  
 February 28, 2017 – May 31, 2017


**Portfolio Summary Management Report**

This quarterly report is prepared in compliance with the Investment Policy and Strategy of the District and the Public Funds Investment Act (Chapter 2256, Texas Government Code).

<p><b>Portfolio as of 02/28/17:</b>          Beginning Book Value           \$ 295,635,988          Beginning Market Value       \$ 295,635,988</p> <p>WAM at Beginning Period Date<sup>1</sup>   1 day</p> <p><i>(Decrease in market value is due to seasonal cash outflows)</i></p> <p>Average Yield to Maturity for period   0.617 %          Average Yield 180-Day Treasury Bill for period   0.960 %</p>	<p><b>Portfolio as of 05/31/17:</b>          Ending Book Value           \$ 275,428,185          Ending Market Value       \$ 275,428,185          Investment Income for the period   \$ 424,243          Unrealized Gain/Loss           \$ 0          WAM at Ending Period Date<sup>1</sup>   1 day</p> <p>Change in Market Value<sup>2</sup>           \$ (20,207,803)</p>
---	--

  
 Chet Lewis, Vice Chancellor of Fiscal Affairs  
 San Jacinto College District

  
 Linda T. Patterson, Investment Advisor, SJCD  
 Patterson & Associates

  
 Bill Dickerson, Accounting and Financial Services  
 San Jacinto College District

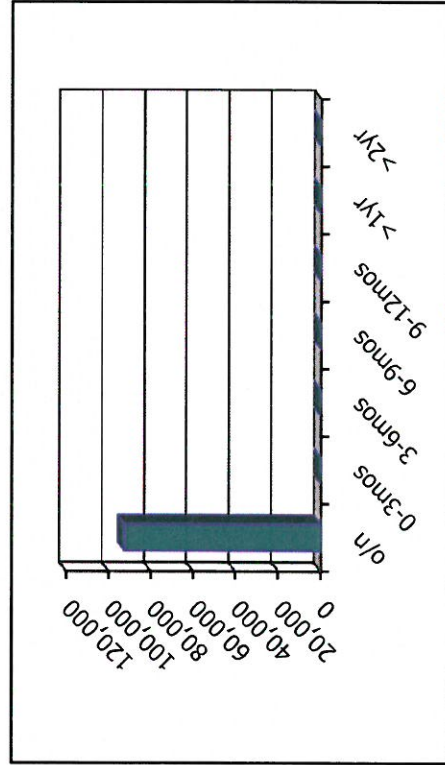
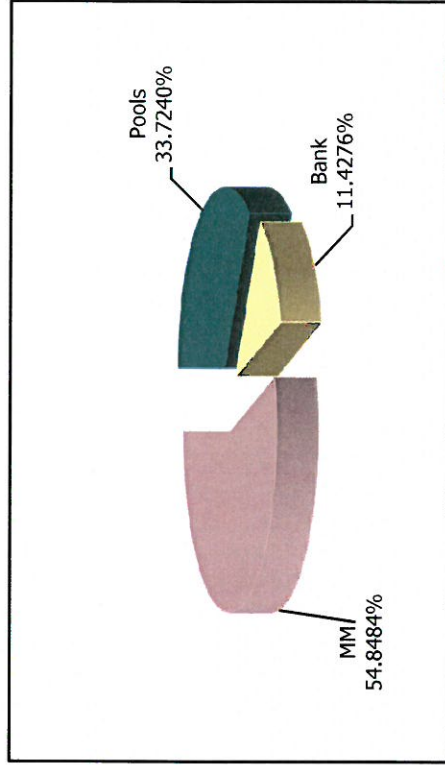
<sup>1</sup> WAM – weighted average maturity

<sup>2</sup> “Change in Market Value” is required data, but will primarily reflect the receipt and expenditure of the College’s funds from month to month. Patterson & Associates has assisted in the preparation of this consolidated investment report, with additional input provided by the College District.

# General Portfolio

As of May 31, 2017

- P&A constantly reviews your portfolio for optimal asset allocation and a controlled average maturity because a diversified portfolio can better adjust to volatile market conditions.
- The very short-term rates continue to move up with the Fed's move and short term alternatives are available especially for those with access to commercial paper. Rates beyond one year will easily bet the pools.
- Banks remain *uninterested* in new deposits and municipal debt has become less attractive with decreased supply.
- It is time to reduce cash balances and stretch out longer and into the two year area if possible.



# Bond Portfolio

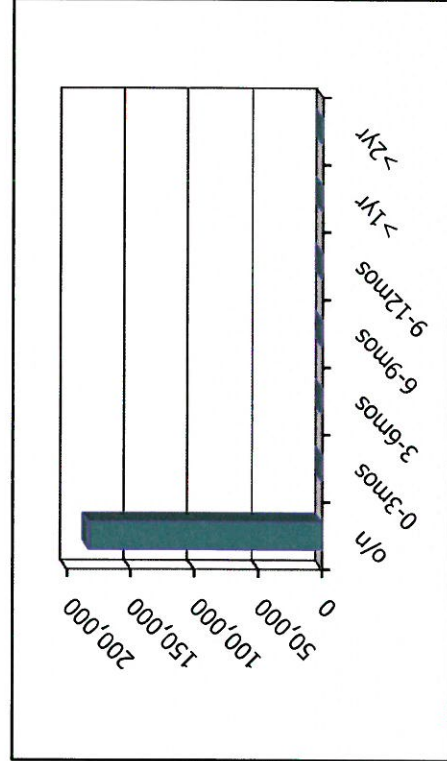
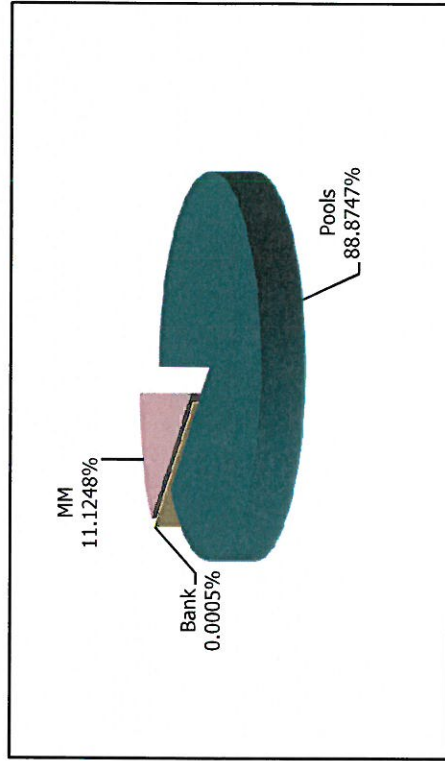
As of May 31, 2017


PATTERSON & ASSOCIATES



INVESTMENT PROFESSIONALS

- P&A constantly reviews your portfolio for optimal asset allocation and a controlled average maturity because a diversified portfolio can better adjust to volatile market conditions.
- The very short-term rates continue to move up with the Fed's move and short term alternatives are available especially for those with access to commercial paper. Rates beyond one year will easily bet the pools.
- Banks remain *uninterested* in new deposits and municipal debt has become less attractive with decreased supply.
- It is time to reduce cash balances and stretch out longer and into the two year area if possible.






Patterson & Associates  
 901 S. MoPac  
 Suite 195  
 Austin, TX 78746


**San Jacinto Community College  
 Portfolio Management  
 Portfolio Summary  
 May 31, 2017**

Investments	Par Value	Market Value	Book Value	% of Portfolio	Term	Days to Maturity	YTM 365 Equiv.
Passbook/Checking Accounts	10,569,766.40	10,569,766.40	10,569,766.40	3.84	1	1	0.000
Investment Pools/Money Markets	264,858,418.85	264,858,418.85	264,858,418.85	96.16	1	1	0.716
<b>Investments</b>	<b>275,428,185.25</b>	<b>275,428,185.25</b>	<b>275,428,185.25</b>	<b>100.00%</b>	<b>1</b>	<b>1</b>	<b>0.688</b>

Total Earnings	May 31 Month Ending	Fiscal Year To Date
Current Year	161,501.13	963,830.59

The following reports are submitted in accordance with the Public Funds Investment Act (Texas Gov't Code 2256). The reports also offer supplemental information not required by the Act in order to fully inform the governing body of the San Jacinto Community College/Foundation of the position and activity within the College's and Foundation's portfolio of investments. The reports include a management summary overview, a detailed inventory report for the end of the period, a transaction report, as well as graphic representations of the portfolio to provide full disclosure to the governing body.

  
 \_\_\_\_\_  
 Vice Chancellor of Fiscal Affairs      6/27/17




Patterson & Associates  
 901 S. MoPac  
 Suite 195  
 Austin, TX 78746

**San Jacinto Community College**  
**Summary by Type**  
**May 31, 2017**  
**Grouped by Fund**

Security Type	Number of Investments	Par Value	Book Value	% of Portfolio	Average YTM 365	Average Days to Maturity
<b>Fund: Bond Funds</b>						
Investment Pools/Money Markets	10	182,933,718.61	182,933,718.61	66.42	0.732	1
<b>Subtotal</b>	<b>10</b>	<b>182,933,718.61</b>	<b>182,933,718.61</b>	<b>66.42</b>	<b>0.732</b>	<b>1</b>
<b>Fund: Consolidated Portfolio</b>						
Passbook/Checking Accounts	9	10,569,766.40	10,569,766.40	3.84	0.000	1
Investment Pools/Money Markets	6	81,924,700.24	81,924,700.24	29.74	0.679	1
<b>Subtotal</b>	<b>15</b>	<b>92,494,466.64</b>	<b>92,494,466.64</b>	<b>33.58</b>	<b>0.602</b>	<b>1</b>
<b>Total and Average</b>	<b>25</b>	<b>275,428,185.25</b>	<b>275,428,185.25</b>	<b>100.00</b>	<b>0.688</b>	<b>1</b>





Patterson & Associates  
 901 S. MoPac  
 Suite 195  
 Austin, TX 78746

**San Jacinto Community College**  
**Fund BOND - Bond Funds**  
**Investments by Fund**  
**May 31, 2017**

CUSIP	Investment #	Issuer	Purchase Date	Book Value	Par Value	Market Value	Current Rate	YTM 360	YTM 365	Maturity Date	Days To Maturity
<b>Investment Pools/Money Markets</b>											
708340211	10064	JPM - Debt Service	12/05/2007	446.51	446.51	446.51	0.150	0.147	0.150		1
XXX794	10228	East West ICS 08 Bond Proceeds	09/09/2014	1,751,076.63	1,751,076.63	1,751,076.63	0.750	0.739	0.750		1
XXX844	10229	East West ICS Debt Service	09/09/2014	8,093,136.66	8,093,136.66	8,093,136.66	0.750	0.739	0.750		1
86-72000794	10231	East West MM 08 Bond Proceeds	09/09/2014	250,159.25	250,159.25	250,159.25	0.750	0.739	0.750		1
86-72004242	10233	East West MM 15 Bond Proceeds	08/06/2015	10,006,369.85	10,006,369.85	10,006,369.85	0.750	0.739	0.750		1
86-72000844	10232	East West MM Debt Service	09/09/2014	250,159.24	250,159.24	250,159.24	0.750	0.739	0.750		1
999999999	10084	LSIP GOF - 2008 Bond Proceeds	10/03/2008	6,422,125.08	6,422,125.08	6,422,125.08	0.730	0.720	0.730		1
999999917	10234	LSIP GOF - 2015 Bond Proceeds	08/06/2015	1,571,273.91	1,571,273.91	1,571,273.91	0.730	0.720	0.730		1
999999918	10235	LSIP GOF - 2016 Bond Proceeds	04/20/2016	146,524,058.59	146,524,058.59	146,524,058.59	0.730	0.720	0.730		1
999999916	10106	LSIP GOF - Debt Service	07/30/2009	8,064,912.89	8,064,912.89	8,064,912.89	0.730	0.720	0.730		1
<b>Subtotal and Average</b>				<b>182,933,718.61</b>	<b>182,933,718.61</b>	<b>182,933,718.61</b>		<b>0.722</b>	<b>0.732</b>		<b>1</b>
<b>Total Investments and Average</b>				<b>182,933,718.61</b>	<b>182,933,718.61</b>	<b>182,933,718.61</b>		<b>0.722</b>	<b>0.732</b>		<b>1</b>

**Fund GEN - Consolidated Portfolio**  
**Investments by Fund**  
**May 31, 2017**

CUSIP	Investment #	Issuer	Purchase Date	Book Value	Par Value	Market Value	Current Rate	YTM 360	YTM 365	Maturity Date	Days To Maturity
<b>Passbook/Checking Accounts</b>											
1390012195A	10164	Bank of America - Operating	09/01/2016	875.85	875.85	875.85					1
9999999914	10089	Credit Cards - In Transit	09/01/2016	108,802.44	108,802.44	108,802.44					1
708340062	10086	Disbursements	09/01/2016	-208,006.22	-208,006.22	-208,006.22					1
707759296	10069	JPM - Federal Programs	09/01/2016	0.00	0.00	0.00					1
707759338	10062	JPM - Operating	09/01/2016	10,693,680.03	10,693,680.03	10,693,680.03					1
707759346	10085	Payroll Fund	09/01/2016	-41,191.43	-41,191.43	-41,191.43					1
9999999913	10088	Petty Cash	09/01/2016	20,175.00	20,175.00	20,175.00					1
707759353	10181	Student Deferred Income	09/01/2016	0.00	0.00	0.00					1
707759361	10103	JPM - Workmen's Comp	09/01/2016	-4,569.27	-4,569.27	-4,569.27					1
<b>Subtotal and Average</b>				<b>10,569,766.40</b>	<b>10,569,766.40</b>	<b>10,569,766.40</b>		<b>0.000</b>	<b>0.000</b>		<b>1</b>
<b>Investment Pools/Money Markets</b>											
35	XXX810	10227	East West ICS	09/09/2014	40,239,445.38	40,239,445.38	0.750	0.739	0.750		1
	86-7200810	10230	East West MM	09/09/2014	250,159.24	250,159.24	0.750	0.739	0.750		1
	9999999993	10034	LSJP GOF - Operating	09/01/2007	20,016,248.07	20,016,248.07	0.730	0.720	0.730		1
	707759320	10035	JPM - Money Market	09/01/2007	10,001,695.73	10,001,695.73	0.200	0.197	0.200		1
	9999999996	10038	TCB - Money Market	09/26/2007	240,291.01	240,291.01	0.350	0.345	0.350		1
	9999999991	10032	TexPool	09/01/2007	11,176,860.81	11,176,860.81	0.769	0.758	0.768		1
<b>Subtotal and Average</b>				<b>81,924,700.24</b>	<b>81,924,700.24</b>	<b>81,924,700.24</b>		<b>0.670</b>	<b>0.679</b>		<b>1</b>
<b>Total Investments and Average</b>				<b>92,494,466.64</b>	<b>92,494,466.64</b>	<b>92,494,466.64</b>		<b>0.593</b>	<b>0.602</b>		<b>1</b>

**San Jacinto Community College**  
**Interest Earnings**  
**Sorted by Fund - Fund**  
**March 1, 2017 - May 31, 2017**  
**Yield on Average Book Value**

Patterson & Associates  
 901 S. MoPac  
 Suite 195  
 Austin, TX 78746

CUSIP	Investment #	Fund	Security Type	Ending Par Value	Beginning Book Value	Average Book Value	Maturity Date	Current/Annualized Rate	Yield	Adjusted Interest Earnings		
										Interest Earned	Amortization/ Accretion	Adjusted Interest Earnings
<b>Fund: Bond Funds</b>												
708340211	10064	BOND	RRP	446.51	446.34	446.40		0.150	0.151	0.17	0.00	0.17
999999999	10084	BOND	RRP	6,422,125.08	3,687,937.30	6,355,197.26		0.730	0.672	10,764.61	0.00	10,764.61
999999916	10106	BOND	RRP	8,064,912.89	7,119,880.47	7,667,500.20		0.730	0.669	12,923.25	0.00	12,923.25
XXX794	10228	BOND	RRP	1,751,076.63	4,751,275.30	2,043,534.60		0.750	0.475	2,445.50	0.00	2,445.50
XXX844	10229	BOND	RRP	8,093,136.66	8,080,140.95	8,085,064.23		0.750	0.476	9,704.27	0.00	9,704.27
86-72000794	10231	BOND	RRP	250,159.25	250,086.30	250,009.47		0.750	0.629	396.58	0.00	396.58
86-72000844	10232	BOND	RRP	250,159.24	250,086.31	250,009.47		0.750	0.629	396.57	0.00	396.57
86-72004242	10233	BOND	RRP	10,006,369.85	15,005,178.09	10,489,527.33		0.750	0.621	16,417.91	0.00	16,417.91
999999917	10234	BOND	RRP	1,571,273.91	2,618,799.84	2,882,905.34		0.730	0.648	4,707.64	0.00	4,707.64
999999918	10235	BOND	RRP	146,524,058.59	147,866,208.83	147,263,560.57		0.730	0.666	247,198.98	0.00	247,198.98
			<b>Subtotal</b>	<b>182,933,718.61</b>	<b>189,630,039.73</b>	<b>185,287,754.87</b>			<b>0.653</b>	<b>304,955.48</b>	<b>0.00</b>	<b>304,955.48</b>
<b>Fund: Consolidated Portfolio</b>												
999999991	10032	GEN	RRP	11,176,860.81	21,280.33	4,217,552.42		0.769	0.747	7,942.54	0.00	7,942.54
999999996	10038	GEN	RRP	240,291.01	240,079.15	240,151.90		0.350	0.350	211.86	0.00	211.86
707759320	10035	GEN	RRP	10,001,695.73	10,001,531.60	10,000,730.14		0.200	0.200	5,032.73	0.00	5,032.73
707759338	10062	GEN	PA1	10,693,680.03	10,581,960.06	10,637,506.18				0.01	0.00	0.01
999999993	10034	GEN	RRP	20,016,248.07	45,016,026.53	34,777,231.25		0.730	0.655	57,454.37	0.00	57,454.37
XXX810	10227	GEN	RRP	40,239,445.38	40,175,645.79	40,198,329.23		0.750	0.476	48,249.81	0.00	48,249.81
86-7200810	10230	GEN	RRP	250,159.24	250,086.30	250,009.47		0.750	0.629	396.57	0.00	396.57
			<b>Subtotal</b>	<b>92,618,380.27</b>	<b>106,286,609.76</b>	<b>100,321,510.60</b>			<b>0.472</b>	<b>119,287.89</b>	<b>0.00</b>	<b>119,287.89</b>
			<b>Total</b>	<b>275,552,098.88</b>	<b>295,916,649.49</b>	<b>285,609,265.47</b>			<b>0.589</b>	<b>424,243.37</b>	<b>0.00</b>	<b>424,243.37</b>

**San Jacinto Community College  
 Texas Compliance Change in Val Report  
 Sorted by Fund  
 March 1, 2017 - May 31, 2017**

Inv #	Issuer	Fund	Purch Date	Interest Accrual	Beginning Book Value	Purchases/ Additions	Redemptions	Change in Value	Ending Book Value
Cusip	Par Value	YTM	Mat Date	Interest Received	Beginning Market Value				Ending Market Value
<b>Fund: Bond Funds</b>									
10064	DS	BOND	12/05/2007	0.17	446.34	825.17	825.00	0.17	446.51
708340211	446.51	0.150	/ /	0.17	446.34	825.17	825.00	0.17	446.51
10084	LSIP08	BOND	10/03/2008	10,764.61	3,687,937.30	3,010,764.61	276,576.83	2,734,187.78	6,422,125.08
999999999	6,422,125.08	0.730	/ /	10,764.61	3,687,937.30	3,010,764.61	276,576.83	2,734,187.78	6,422,125.08
10106	LSIPDS	BOND	07/30/2009	12,923.25	7,119,880.47	945,032.42	0.00	945,032.42	8,064,912.89
9999999916	8,064,912.89	0.730	/ /	12,923.25	7,119,880.47	945,032.42	0.00	945,032.42	8,064,912.89
10228	EWIC08	BOND	09/09/2014	2,445.50	4,751,275.30	2,445.50	3,002,644.17	-3,000,198.67	1,751,076.63
XXX794	1,751,076.63	0.750	/ /	2,445.50	4,751,275.30	2,445.50	3,002,644.17	-3,000,198.67	1,751,076.63
10229	EWICDS	BOND	09/09/2014	9,704.27	8,080,140.95	12,995.71	0.00	12,995.71	8,093,136.66
XXX844	8,093,136.66	0.750	/ /	9,704.27	8,080,140.95	12,995.71	0.00	12,995.71	8,093,136.66
10231	EWMM08	BOND	09/09/2014	396.58	250,086.30	3,003,040.75	3,002,967.80	72.95	250,159.25
86-72000794	250,159.25	0.750	/ /	396.58	250,086.30	3,003,040.75	3,002,967.80	72.95	250,159.25
10232	EWMMDS	BOND	09/09/2014	396.57	250,086.31	7,741.10	7,668.17	72.93	250,159.24
86-72000844	250,159.24	0.750	/ /	396.57	250,086.31	7,741.10	7,668.17	72.93	250,159.24
10233	EWMM15	BOND	08/06/2015	16,417.91	15,005,178.09	16,417.91	5,015,226.15	-4,998,808.24	10,006,369.85
86-72004242	10,006,369.85	0.750	/ /	16,417.91	15,005,178.09	16,417.91	5,015,226.15	-4,998,808.24	10,006,369.85
10234	LSIP15	BOND	08/06/2015	4,707.64	2,618,799.84	5,004,707.64	6,052,233.57	-1,047,525.93	1,571,273.91
9999999917	1,571,273.91	0.730	/ /	4,707.64	2,618,799.84	5,004,707.64	6,052,233.57	-1,047,525.93	1,571,273.91
10235	LSIP16	BOND	04/20/2016	247,198.98	147,866,208.83	247,198.98	1,589,349.22	-1,342,150.24	146,524,058.59
9999999918	146,524,058.59	0.730	/ /	247,198.98	147,866,208.83	247,198.98	1,589,349.22	-1,342,150.24	146,524,058.59
<b>Sub Totals For: Fund: Bond Funds</b>					189,630,039.73	12,251,169.79	18,947,490.91	-6,696,321.12	182,933,718.61
					189,630,039.73	12,251,169.79	18,947,490.91	-6,696,321.12	182,933,718.61

San Jacinto Community College  
Texas Compliance Change in Val Report  
March 1, 2017 - May 31, 2017

Inv #	Issuer	Fund	Purch Date	Interest Accrued	Beginning Book Value	Purchases/ Additions	Redemptions	Change in Value	Ending Book Value
Cusip	Par Value	YTM	Mat Date	Interest Received	Market Value				Market Value
<b>Fund: Consolidated Portfol</b>									
10032	TXPOOL	GEN	09/01/2007	7,942.54	21,280.33	16,305,580.48	5,150,000.00	11,155,580.48	11,176,860.81
999999991	11,176,860.81	0.768	/ /	7,942.54	21,280.33	16,305,580.48	5,150,000.00	11,155,580.48	11,176,860.81
10034	LSIP	GEN	09/01/2007	57,454.37	45,016,026.53	7,967,280.96	32,967,059.42	-24,999,778.46	20,016,248.07
999999993	20,016,248.07	0.730	/ /	57,454.37	45,016,026.53	7,967,280.96	32,967,059.42	-24,999,778.46	20,016,248.07
10062	OPER	GEN	09/01/2016	0.01	10,581,960.06	194,339.28	82,619.31	111,719.97	10,693,680.03
707759338	10,693,680.03	0.000	/ /	0.00	10,581,960.06	194,339.28	82,619.31	111,719.97	10,693,680.03
10038	TXCIT	GEN	09/26/2007	211.86	240,079.15	211.86	0.00	211.86	240,291.01
999999996	240,291.01	0.350	/ /	211.86	240,079.15	211.86	0.00	211.86	240,291.01
10069	FPRO	GEN	09/01/2016	0.00	0.00	0.00	0.00	0.00	0.00
707759296	0.00	0.000	/ /	0.00	0.00	0.00	0.00	0.00	0.00
10085	PAY	GEN	09/01/2016	0.00	-51,938.38	11,402.50	655.55	10,746.95	-41,191.43
707759346	-41,191.43	0.000	/ /	0.00	-51,938.38	11,402.50	655.55	10,746.95	-41,191.43
10086	DIS	GEN	09/01/2016	0.00	-258,077.45	335,588.99	285,517.76	50,071.23	-208,006.22
708340062	-208,006.22	0.000	/ /	0.00	-258,077.45	335,588.99	285,517.76	50,071.23	-208,006.22
10088	PC	GEN	09/01/2016	0.00	20,025.00	1,830.00	1,680.00	150.00	20,175.00
999999913	20,175.00	0.000	/ /	0.00	20,025.00	1,830.00	1,680.00	150.00	20,175.00
10089	CC	GEN	09/01/2016	0.00	14,651.63	103,125.84	8,975.03	94,150.81	108,802.44
999999914	108,802.44	0.000	/ /	0.00	14,651.63	103,125.84	8,975.03	94,150.81	108,802.44
10035	MM	GEN	09/01/2007	5,032.73	10,001,531.60	5,032.73	4,868.60	164.13	10,001,695.73
707759320	10,001,695.73	0.200	/ /	5,032.73	10,001,531.60	5,032.73	4,868.60	164.13	10,001,695.73
10164	BAOP	GEN	09/01/2016	0.00	548.84	1,000.08	673.07	327.01	875.85
1390012195A	875.85	0.000	/ /	0.00	548.84	1,000.08	673.07	327.01	875.85
10181	SDI	GEN	09/01/2016	0.00	0.00	0.00	0.00	0.00	0.00
707759353	0.00	0.000	/ /	0.00	0.00	0.00	0.00	0.00	0.00

San Jacinto Community College  
Texas Compliance Change in Val Report  
March 1, 2017 - May 31, 2017

Inv #	Issuer	Fund	Purch Date	Interest Accrued	Beginning Book Value	Purchases/ Additions	Redemptions	Change in Value	Ending Book Value
Cusip	Par Value	YTM	Mat Date	Interest Received	Market Value				Market Value
10103	WC	GEN	09/01/2016	0.00	-5,871.23	7,676.19	6,374.23	1,301.96	-4,569.27
707759361	-4,569.27	0.000	/ /	0.00	-5,871.23	7,676.19	6,374.23	1,301.96	-4,569.27
10227	EWBICS	GEN	09/09/2014	48,249.81	40,175,645.79	63,799.59	0.00	63,799.59	40,239,445.38
XXX810	40,239,445.38	0.750	/ /	48,249.81	40,175,645.79	63,799.59	0.00	63,799.59	40,239,445.38
10230	EWBMM	GEN	09/09/2014	396.57	250,086.30	15,622.72	15,549.78	72.94	250,159.24
86-7200810	250,159.24	0.750	/ /	396.57	250,086.30	15,622.72	15,549.78	72.94	250,159.24
<b>Sub Totals For: Fund: Consolidated Portfolio</b>									
				119,287.89	106,005,948.17	25,012,491.22	38,523,972.75	-13,511,481.53	92,494,466.64
				119,287.88	106,005,948.17	25,012,491.22	38,523,972.75	-13,511,481.53	92,494,466.64
<b>Report Grand Totals:</b>									
				424,243.37	295,635,987.90	37,263,661.01	57,471,463.66	-20,207,802.65	275,428,185.25
				424,243.36	295,635,987.90	37,263,661.01	57,471,463.66	-20,207,802.65	275,428,185.25

**San Jacinto College Foundation**  
Statement of Financial Position  
As of May 31, 2017

<b>ASSETS</b>	
Current Assets	
Checking/Savings	
General Fund	\$1,118,868
Other Funds	-
Total Checking/Savings	<u>1,118,868</u>
Accounts Receivable	
Pledge Receivables	413,700
Special Events Receivables	27,945
Total Accounts Receivable	<u>441,645</u>
Other Current Assets	
Short Term Investments	
Goldman Sachs	9,871,819
Capital Bank CD	203,475
Prosperity Bank	202,257
Total SJC Short Term Investments	<u>10,277,551</u>
Total Current Assets	<u>11,838,064</u>
<b>TOTAL ASSETS</b>	<b><u><u>\$11,838,064</u></u></b>
<b>LIABILITIES &amp; EQUITY</b>	
Liabilities	
Current Liabilities	
Accounts Payable	
Event Payable	635
Grants Payable	56,265
Programs Payable	33,164
Endowments Payable	112,503
Scholarship Payables	89,232
Student Success Payables	12,532
Total Accounts Payable	<u>304,332</u>
Total Current Liabilities	<u>304,332</u>
Total Liabilities	304,332
Equity	
Net Assets	10,725,964
Net Income	807,768
Total Equity	<u>11,533,732</u>
<b>TOTAL LIABILITIES &amp; EQUITY</b>	<b><u><u>\$11,838,064</u></u></b>

**San Jacinto College Foundation**  
**Statement of Activities**  
For the Period Ending May 31, 2017

	2017	2016	Favorable / (Unfavorable)
<b>Ordinary Income/Expense</b>			
<b>Income</b>			
<b>Contributions</b>			
Grant Contributions	\$17,310	\$111,500	(\$94,190)
Permanently Restricted	275,927	225,035	50,892
Program Sponsorship	252,940	681,002	(428,063)
Unrestricted Foundation	0	6,975	(6,975)
Temporarily Restricted	536,560	104,232	432,327
<b>Total Contributions</b>	<u>1,082,736</u>	<u>1,128,745</u>	<u>(46,009)</u>
<b>Other Income</b>			
Special Events	121,187	429,239	(308,053)
Investment Income	172,742	289,136	(116,394)
Realized Gain / (Loss)	1,211,386	(51,663)	1,263,049
Unrealized Gain / (Loss)	(1,063,391)	156,609	(1,220,000)
<b>Total Other Income</b>	<u>441,923</u>	<u>823,321</u>	<u>(381,398)</u>
<b>Total Income</b>	1,524,659	1,952,066	(427,406)
<b>Expense</b>			
<b>Programs</b>			
Scholarships Awarded	343,081	256,712	(86,369)
Grants Awarded	46,645	169,302	122,656
Programs Sponsored	171,202	389,882	218,680
Student Success Initiatives	35,277	35,277	0
<b>Total Programs</b>	<u>596,205</u>	<u>851,173</u>	<u>254,968</u>
<b>Supporting Services</b>			
Management and General	31,465	11,437	(20,028)
Fundraising	85,422	181,047	95,626
Sponsorship Expense	3,800	4,572	772
<b>Total Supporting Services</b>	<u>120,686</u>	<u>197,056</u>	<u>76,370</u>
<b>Total Expense</b>	<u>716,891</u>	<u>1,048,229</u>	<u>331,338</u>
<b>Net Ordinary Income</b>	807,768	903,837	(96,069)
Other Income / Expenses			
<b>Net Other Income</b>	<u>\$807,768</u>	<u>\$903,837</u>	<u>(\$96,069)</u>





Contributions Report  
May 2017

Donors	Amount	Fund
Corporations Foundations	\$4,170 -	Children's Center North, Energy Venture Scholarship, Flickinger Endowed Scholarship, Gensler, Hispanic Scholar Chapter, Promise for their Future, SJC English Royalties Department NA
Individuals	19,150	Alumni, Energy Venture, Golf, Joseph Cantalamessa Scholarship, Promise for their Future, South Softball, Veteran's Center
<b>Total Donation</b>	<u>23,320</u>	
<b>Employee Contributions</b>	3,490	
Various	-	Brysch Garza Firefighter, Catherine O'Brien Emergency Fund, Dunseith Sr. Memorial, Golf, John Locke Memorial, Promise for their Future, Veteran's Center
<b>Total Employee Contributions</b>	<u>-</u>	
<b>Total Contributions</b>	<u>\$26,810</u>	

2008 Capital Improvement Program								
Report As of May 31, 2017								
Project	Base Budget	Budget Adjustments	Current Budget	Executed Change Orders	Encumbered Funds	YTD Expenditures	Remaining Balance	Percent of Budget Encumbered/ Expensed
<b>Central</b>								
<b>North</b>								
2612 - NC Plant Chiller	14,225	1,651,097	1,665,322	-	288,192	1,354,621	22,509	98.65%
<b>Sub-total</b>	<b>14,225</b>	<b>1,651,097</b>	<b>1,665,322</b>	<b>-</b>	<b>288,192</b>	<b>1,354,621</b>	<b>22,509</b>	<b>98.65%</b>
<b>South</b>								
3601 - SC Softball Improvements	26,500	18,885	45,385	-	2,787	28,791	13,807	69.58%
<b>Sub-total</b>	<b>26,500</b>	<b>18,885</b>	<b>45,385</b>	<b>-</b>	<b>2,787</b>	<b>28,791</b>	<b>13,807</b>	<b>69.58%</b>
<b>District</b>								
720100 - Program Management	-	623,136	623,136	-	39,775	-	583,361	6.38%
726800 - Contingency	15,476,260	(7,411,865)	8,064,396	-	-	-	8,064,396	-
726907 - Graphics Phase II	50,000	-	50,000	-	29,680	-	20,320	59.36%
<b>Sub-total</b>	<b>15,526,260</b>	<b>(6,788,729)</b>	<b>8,737,532</b>	<b>-</b>	<b>69,455</b>	<b>-</b>	<b>8,668,077</b>	<b>0.79%</b>
<b>Projects Substantially Complete</b>								
2601 - NC Baseball Batting and Pitching	475,965	114,992	590,957	16,903	27,548	547,404	16,005	97.29%
6803 - Maritime Training Facility	18,000,000	9,133,399	27,133,399	248,293	112,500	26,968,610	52,289	99.81%
<b>Sub-total</b>	<b>18,475,965</b>	<b>9,248,391</b>	<b>27,724,356</b>	<b>265,196</b>	<b>140,048</b>	<b>27,516,014</b>	<b>68,294</b>	<b>99.75%</b>
<b>Projects Closed</b>								
1001 - CC Primary Service Retrofit	2,774,950	1,695,228	4,470,178	-	-	4,470,178	-	100.00%
1102 - CC In-Fill	47,572	1,148,648	1,196,220	-	-	1,196,220	-	100.00%
1109 - CC Maintenance & Police Bldg	3,560,360	2,702,048	6,262,408	-	-	6,262,408	-	100.00%
1202 - CC Davis Library	8,418,096	(155,756)	8,262,340	-	-	8,262,340	-	100.00%
1203 - CC Anders Gym	10,398,474	(10,288,751)	109,723	-	-	109,723	-	100.00%
1217 - CC Transportation Center Buildout	-	1,039,383	1,039,383	-	-	1,039,383	-	100.00%
1301 - CC Building 31 Renovation	-	497,887	497,887	-	-	497,887	-	100.00%
1817 - CC Transportation Center	17,333,267	2,998,752	20,332,019	(137,768)	-	20,332,019	-	100.00%
1818 - CC Industrial Tech Buildings	7,758,416	(3,727,679)	4,030,737	-	-	4,030,737	-	100.00%
1820 - CC Paving & Drainage	10,490,274	(913,895)	9,576,379	(207,575)	-	9,576,379	-	100.00%
1821 - CC Allied Health Addition	10,568,880	1,189,925	11,758,805	296,549	-	11,758,805	-	100.00%
1908 - CC Science Building	35,752,627	(148,641)	35,603,986	-	-	35,603,986	-	100.00%
1909 - CC Petrochem/Vo Tech Building	-	175,822	175,822	-	-	175,822	-	100.00%
2102 - NC In-Fill	23,086	835,842	858,928	-	-	858,928	-	100.00%
2201 - NC Lehr Library	2,022,600	11,807,330	13,829,930	(33,068)	-	13,829,930	-	100.00%
2202 - NC Nichols Gym	4,949,996	(4,931,379)	18,617	-	-	18,617	-	100.00%
2401 - NC Outdoor Lighting	13,472	785	14,257	-	-	14,257	-	100.00%
2402 - NC MET Infrastructure N Library	851,510	(792,067)	59,443	-	-	59,443	-	100.00%
2901 - NC Paving & Drainage	3,142,449	(435,395)	2,707,054	(15,714)	-	2,707,054	-	100.00%
2903 - NC Student Success Center	11,093,580	801,084	11,894,664	(499,063)	-	11,894,664	-	100.00%
2906 - NC Science & Allied Health	42,240,000	(6,014,982)	36,225,018	-	-	36,225,018	-	100.00%
3102 - SC In-Fill	23,086	947,381	970,467	-	-	970,467	-	100.00%
3201 - SC Parker Williams Library	2,449,600	369,372	2,818,972	-	-	2,818,972	-	100.00%
3202 - SC Smallwood Gym	6,919,331	(6,900,774)	18,557	-	-	18,557	-	100.00%
3401 - SC Traffic Signal Relocation	75,988	(25,773)	50,215	-	-	50,215	-	100.00%
3402 - SC Water and Electrical Upgrade	29,305	(5,044)	24,261	-	-	24,261	-	100.00%
3903 - SC Student Success Center	8,220,000	2,074,228	10,294,228	109,650	-	10,294,228	-	100.00%
3905/3911 - SC Paving & Drainage	2,747,068	7,891,993	10,639,061	-	-	10,639,061	-	100.00%
3906 - SC Mechanical Upgrades	1,252,855	(558,604)	694,251	(19,524)	-	694,251	-	100.00%
3907 - SC MEP Infrastructure	4,381,500	283,388	4,664,888	-	-	4,664,888	-	100.00%
*3908 - SC Primary Service at New Site	809,625	(809,625)	-	-	-	-	-	-
3909 - SC Science & Allied Health	53,868,525	(6,251,380)	47,617,145	-	-	47,617,145	-	100.00%
1828/2814/3817 - D DDC Network	2,190,750	318,314	2,509,064	-	-	2,509,064	-	100.00%
6003 - D Graphics	900,000	724,824	1,624,824	-	-	1,624,824	-	100.00%
6007 - D Furniture Consultant	335,000	(335,000)	-	-	-	-	-	-
6601 - D Generation Park	200,000	12,577	212,577	-	-	212,577	-	100.00%
6602 - D District Board Room Renovation	144,951	1,521	146,472	-	-	146,472	-	100.00%
6705 - D Data Networking	3,100,000	130,204	3,230,204	-	-	3,230,204	-	100.00%
6902 - D Campus Mechanical Upgrades	1,869,857	518,564	2,388,421	(3,767)	-	2,388,421	-	100.00%
<b>Sub-total</b>	<b>260,957,050</b>	<b>(4,129,645)</b>	<b>256,827,405</b>	<b>(510,280)</b>	<b>-</b>	<b>256,827,405</b>	<b>-</b>	<b>100.00%</b>
<b>TOTALS</b>	<b>295,000,000</b>	<b>-</b>	<b>295,000,000</b>	<b>(245,084)</b>	<b>500,482</b>	<b>285,726,831</b>	<b>8,772,687</b>	<b>97.03%</b>
*Funds reallocated to other projects.								
	FY 2008	136,403	FY 2012	89,492,069	FY 2016	11,729,185		
	FY 2009	3,442,083	FY 2013	41,378,480	FY 2017	5,785,042		
	FY 2010	24,831,811	FY 2014	17,693,910				
	FY 2011	64,513,921	FY 2015	26,723,926				
Total CIP Expenditures					285,726,831			

## 2015 Revenue Bond

As of May 31, 2017

Project	Base Budget	Budget Adjustments	Current Budget	Executed Change Orders	Encumbered Funds	YTD Expenditures	Remaining Balance	Percent of Budget Encumbered/Expensed
<b>North - CIT</b>								
North CIT - 904605-722909	47,591,645	-	47,591,645	-	1,662,308	40,082,548	5,846,789.00	87.71%
Contingency (726900)	2,408,355	-	2,408,355	-	-	-	2,408,355.00	-
<b>Sub-total</b>	<b>50,000,000</b>	<b>-</b>	<b>50,000,000</b>	<b>-</b>	<b>1,662,308</b>	<b>40,082,548</b>	<b>8,255,144.00</b>	<b>83.49%</b>
Fiscal Year 2015 CIP Expenditure           843,435 Fiscal Year 2016 CIP Expenditure       21,702,061 Fiscal Year 2017 CIP Expenditure       17,537,052 Total CIP Expenditure                   40,082,548								

**2015 Bond - San Jac Tomorrow Capital Improvement Program**

Report as of May 31, 2017

Project	Base Budget	Budget Adjustments	Current Budget	Executed Change Orders	Encumbered Funds	YTD Expenditures	Remaining Balance	Percent of Budget Encumbered/ Expensed
<b>Central</b>								
1601 - CC Petrochemical Center	52,450,000	337,630	52,787,630	-	1,633,575	2,178,700	48,975,355	7.22%
1601A - CC Petrochem Process Plant	-	7,630,389	7,630,389	-	-	-	7,630,389	-
1601B - CC Petrochem Extended Site Development	-	7,946,009	7,946,009	-	-	-	7,946,009	-
1602 - CC Welcome Center	16,600,000	2,810,920	19,410,920	-	788,435	75,644	18,546,841	4.45%
1602A - CC Welcome Center Site Development	-	3,000,000	3,000,000	-	-	-	3,000,000	-
1603 - CC Class Room Building	47,155,000	(1,475,952)	45,679,049	-	44,300	26,650	45,608,099	0.16%
1604 - CC Central Data Closets	2,444,000	(76,497)	2,367,503	-	29,000	-	2,338,503	1.22%
1605 - CC Central Access Security	1,852,000	(578,768)	1,273,232	-	29,976	191	1,243,065	2.37%
1606 - CC Frels Demo	1,153,000	-	1,153,000	-	-	-	1,153,000	-
1607 - CC Davison Building Reno	14,970,000	(468,561)	14,501,439	-	-	-	14,501,439	-
1608 - CC McCollum Center Reno	24,685,000	(772,641)	23,912,359	-	-	-	23,912,359	-
1609 - CC McCollum North Reno	2,535,000	(79,346)	2,455,655	-	-	-	2,455,655	-
1610 - CC Ball Demo	1,725,000	-	1,725,000	-	-	-	1,725,000	-
1611 - CC Anderson Demo	2,654,000	(83,070)	2,570,930	-	-	-	2,570,930	-
1612 - CC Stadium and Track Demo	174,000	(5,446)	168,554	-	-	-	168,554	-
1613 - CC Central DDC Network	1,160,000	(36,308)	1,123,692	-	4,761	3,174	1,115,757	0.71%
1614 - CC Central Plant Upgrades	1,160,000	(36,308)	1,123,692	-	-	-	1,123,692	-
<b>Sub-total</b>	<b>170,717,000</b>	<b>18,112,052</b>	<b>188,829,052</b>	<b>-</b>	<b>2,530,047</b>	<b>2,284,359</b>	<b>184,014,646</b>	<b>2.55%</b>
<b>North</b>								
2601 - NC Cosmetology & Culinary Center	22,845,000	(715,048)	22,129,952	-	33,597	53,207	22,043,148	0.39%
2602 - NC North Data Closets	915,000	(28,640)	886,360	-	34,140	-	852,220	3.85%
2604 - NC Lehr Library Demo	650,000	(20,345)	629,655	-	120,227	11,118	498,310	20.86%
2605 - NC North Access/Security	877,000	93,950	970,950	-	22,482	191	948,277	2.34%
2606 - NC Wheeler Reno	14,300,000	(447,590)	13,852,410	-	-	-	13,852,410	-
2607 - NC Brightwell Reno	6,628,000	(207,456)	6,420,544	-	-	-	6,420,544	-
2608 - NC Spencer Reno	13,000,000	(406,900)	12,593,100	-	-	-	12,593,100	-
2609 - NC North DDC Network	580,000	(18,154)	561,846	-	2,400	1,600	557,846	0.71%
2610 - NC Underground Utility Tunnel	11,600,000	(6,100,000)	5,500,000	-	25,500	-	5,474,500	0.46%
2612 - NC Uvalde Expansion	5,000,000	-	5,000,000	-	-	-	5,000,000	-
<b>Sub-total</b>	<b>76,395,000</b>	<b>(7,850,183)</b>	<b>68,544,817</b>	<b>-</b>	<b>238,346</b>	<b>66,116</b>	<b>68,240,355</b>	<b>0.44%</b>
<b>South</b>								
3601 - SC Engineering & Technology Center	28,400,000	(888,920)	27,511,080	-	10,016	100,361	27,400,703	0.40%
3602 - SC Cosmetology Center	16,213,000	(507,466)	15,705,534	-	24,146	42,476	15,638,912	0.42%
3603 - SC Longenecker Reno	22,555,000	(705,972)	21,849,028	-	38,525	660	21,809,843	0.18%
3604 - SC South Data Closets	765,000	(23,944)	741,056	-	20,140	-	720,916	2.72%
3605 - SC South Primary electrical Upgrade	5,800,000	(181,540)	5,618,460	-	-	-	5,618,460	-
3606 - SC South Access/ Security	599,000	214,250	813,250	-	18,735	191	794,324	2.33%
3607 - SC South HW/CW Relocation	10,266,000	(321,326)	9,944,674	-	-	-	9,944,674	-
3608 - SC South Sanitary Sewer Rehabilitation	1,160,000	(36,308)	1,123,692	-	-	-	1,123,692	-
3610 - SC Jones Reno	13,803,000	(432,034)	13,370,966	-	-	-	13,370,966	-
3611 - SC Bruce Student Center Reno	10,400,000	(325,520)	10,074,480	-	1,671,803	38,545	8,364,132	16.98%
3612 - SC HVAC Tech	312,000	2,000,000	2,312,000	-	4,300	-	2,307,700	0.19%
3613 - SC South DDC Network	580,000	(18,154)	561,846	-	3,050	1,950	556,846	0.89%
<b>Sub-total</b>	<b>110,853,000</b>	<b>(1,226,934)</b>	<b>109,626,066</b>	<b>-</b>	<b>1,790,715</b>	<b>184,183</b>	<b>107,651,168</b>	<b>1.80%</b>
<b>Maritime</b>								
6603 - MC Maritime Expansion	28,000,000	(13,000,000)	15,000,000	-	-	-	15,000,000	-
<b>Sub-total</b>	<b>28,000,000</b>	<b>(13,000,000)</b>	<b>15,000,000</b>	<b>-</b>	<b>-</b>	<b>-</b>	<b>15,000,000</b>	<b>-</b>
<b>Admin</b>								
6602 - College Development	30,000,000	-	30,000,000	-	-	-	30,000,000	-
6604 - Dist Construction Studies	-	315,510	315,510	-	73,940	225,242	16,328	94.82%
6605 - Dist Access/Security	-	166,400	166,400	-	3,747	-	162,653	2.25%
720100 - Program Management	-	9,118,003	9,118,003	-	850,809	1,473,045	6,794,149	25.49%
736601 - Contingency	-	3,400,152	3,400,152	-	-	-	3,400,152	-
<b>Sub-total</b>	<b>30,000,000</b>	<b>13,000,065</b>	<b>43,000,065</b>	<b>-</b>	<b>928,496</b>	<b>1,698,287</b>	<b>40,373,282</b>	<b>6.11%</b>
<b>Projects Closed</b>								
2603 - NC Chiller Plant Replacement	1,450,000	(1,450,000)	-	-	-	-	-	-
2611 - NC 24 Acres Wetlands Mitigation	2,000,000	(2,000,000)	-	-	-	-	-	-
3609 - SC Fire House Expansion	5,585,000	(5,585,000)	-	-	-	-	-	-
<b>Sub-total</b>	<b>9,035,000</b>	<b>(9,035,000)</b>	<b>-</b>	<b>-</b>	<b>-</b>	<b>-</b>	<b>-</b>	<b>-</b>
<b>TOTALS</b>	<b>425,000,000</b>	<b>-</b>	<b>425,000,000</b>	<b>-</b>	<b>5,487,604</b>	<b>4,232,945</b>	<b>415,279,451</b>	<b>2.29%</b>

Fiscal Year 2016 CIP Expenditure	654,917
Fiscal Year 2017 CIP Expenditure	3,578,028
<b>Total CIP Expenditure</b>	<b>4,232,945</b>

## Repair and Renovation

Report As of May 31, 2017

Project	Base Budget	Budget Adjustments	Budget FY15-16	Budget FY 17	Current Budget	Executed Change Orders	Encumbered Funds	FY15-16 Expenditures	FY17 Expenditures	Total Expenditures	Moved to Construction in Process	Remaining Balance	Percent of Budget Encumbered/ Expensed
<b>Central</b>													
F16035 - CC C32 Concrete pad	10,898	-	-	10,898	10,898	-	10,898	-	-	-	-	-	100.00%
F16097 - CC - C11 Tier 1 Upgrades	42,257	-	-	42,257	42,257	-	42,167	-	-	-	-	90	99.79%
F16106 - CC C30.115 Dual Projection	15,362	-	-	15,362	15,362	-	15,362	-	-	-	-	-	100.00%
F17001 - CC Misc. R&R at Central Campus	5,000	15,000	-	20,000	20,000	-	2,926	-	1,734	1,734	-	15,340	23.30%
F17022 - CC Projection Upgrades	6,783	-	-	6,783	6,783	-	6,783	-	-	-	-	-	100.00%
F17028 - CC C17 Anderson Bldg Humidity	14,420	18,540	-	32,960	32,960	-	11,936	-	6,604	6,604	-	14,420	56.25%
F17033 - CC C30.109/120 AV upgrade	10,301	-	-	10,301	10,301	-	10,301	-	-	-	-	-	100.00%
F17038 - CC C3 & C14 Card Readers	10,868	-	-	10,868	10,868	-	10,868	-	-	-	-	-	100.00%
F17039 - CC C34.116 Additional Outlets/panel	10,913	-	-	10,913	10,913	-	10,913	-	-	-	-	-	100.00%
F17042 - CC C11 Elevator	53,848	-	-	53,848	53,848	-	49,848	-	-	-	-	4,000	92.57%
F17043 - CC Life Cycle	99,856	-	-	99,856	99,856	-	99,856	-	-	-	-	-	100.00%
F17044 - CC C16.101 Gas Line	6,840	-	-	6,840	6,840	-	6,840	-	-	-	-	-	100.00%
F17056 - CC C16.104 Tier 1 upgrade	11,750	-	-	11,750	11,750	-	11,750	-	-	-	-	-	100.00%
F17057 - CC C14.200/240 Conference Rooms	17,139	-	-	17,139	17,139	-	17,139	-	-	-	-	-	100.00%
<b>Sub-total</b>	316,235	33,540	-	349,775	349,775	-	307,587	-	8,338	8,338	-	33,850	90.32%
<b>North</b>													
F17002 - NC Misc. R&R at North Campus	5,000	15,000	-	20,000	20,000	-	4,044	-	244	244	-	15,712	21.44%
F17035 - NC N12 Fire alarm	55,448	-	-	55,448	55,448	-	55,448	-	-	-	-	-	100.00%
F17041 - NC Life Cycle	48,683	-	-	48,683	48,683	-	48,683	-	-	-	-	-	100.00%
<b>Sub-total</b>	109,131	15,000	-	124,131	124,131	-	108,175	-	244	244	-	15,712	87.34%
<b>South</b>													
F16098 - S8.2014 Tier 1 Upgrade	22,593	-	-	22,593	22,593	-	-	-	22,593	22,593	-	-	100.00%
F16099 - SC S8.1062 Tier 1 Upgrade	12,872	-	-	12,872	12,872	-	-	-	12,872	12,872	-	-	100.00%
F17003 - SC Misc. R&R at South Campus	5,000	15,000	-	20,000	20,000	-	3,463	-	2,325	2,325	-	14,212	28.94%
F17011 - SC AECOM Build-out	20,000	79,121	-	99,121	99,121	-	162	-	37,787	37,787	-	61,172	38.29%
F17015 - SC S6.160 Demountable door	2,721	-	-	2,721	2,721	-	-	-	444	444	-	2,277	16.32%
F17046 - SC S1 Occupational Therapy Prog	48,676	-	-	48,676	48,676	-	48,537	-	139	139	-	-	100.00%
<b>Sub-total</b>	111,862	94,121	-	205,983	205,983	-	52,162	-	76,160	76,160	-	77,661	62.30%
<b>District</b>													
F17004 - Dist Misc. at the College Admin Bldg.	5,000	1,704	-	6,704	6,704	-	4,333	-	2,111	2,111	-	260	96.12%
F17005 - Dist Misc. Furniture Storage All Campuses	5,000	-	-	5,000	5,000	-	2,600	-	706	706	-	1,694	66.12%
F17008 - Dist A1. ADA Design Services	20,360	-	-	20,360	20,360	-	15,650	-	4,710	4,710	-	-	100.00%
F17009 - Dist F1 Furniture moves	5,000	-	-	5,000	5,000	-	-	-	2,905	2,905	-	2,095	58.10%
F17029 - Dist - A1 Landscaping	30,891	-	-	30,891	30,891	-	-	-	-	-	-	30,891	-
F17031 - Dist A.1 RR Noise Abatement	9,623	-	-	9,623	9,623	-	-	-	9,623	9,623	-	-	100.00%
F17040 - Dist A2.208 Purchasing	7,299	-	-	7,299	7,299	-	5,409	-	1,890	1,890	-	-	100.00%
F17045 - Dist Reconfigure A2.1221	1,246	1,246	-	2,492	2,492	-	-	-	-	-	-	1,246	50.00%
F17062 - Dist A1.203b IT upgrade	6,952	-	-	6,952	6,952	-	-	-	-	-	-	-	100.00%
<b>Sub-total</b>	91,371	2,950	-	94,321	94,321	-	36,190	-	21,945	21,945	-	36,186	61.64%
<b>Contingency (720700)</b>													
<b>Sub-total</b>	1,070,684	(876,050)	-	194,634	194,634	-	-	-	-	-	-	194,634	-
<b>Sub-total</b>	1,070,684	(876,050)	-	194,634	194,634	-	-	-	-	-	-	194,634	-
<b>Projects Closed</b>													
F16067 - CC Tank Storage Roof	4,638	-	-	4,638	4,638	-	-	-	4,638	4,638	-	-	100.00%
F17014 - CC C30.110 Drill Press	4,137	-	-	4,137	4,137	-	-	-	4,137	4,137	-	-	100.00%
F17016 - CC C1.129 Redesign	11,646	404	-	12,050	12,050	-	-	-	12,050	12,050	-	-	100.00%
F17018 - CC Vet Center Window Film	813	-	-	813	813	-	-	-	813	813	-	-	100.00%
F17021 - CC C3.150/152 Renovation	35,845	943	-	36,788	36,788	-	-	-	36,788	36,788	-	-	100.00%
F17026 - CC C3.116 Family Restroom	2,961	-	-	2,961	2,961	-	-	-	2,961	2,961	-	-	100.00%
F16089 - NC N10.149 Renovation	7,179	-	-	7,179	7,179	-	-	-	7,179	7,179	-	-	100.00%
F17006 - NC N1.122 & 147 Lighting	2,578	-	-	2,578	2,578	-	-	-	2,578	2,578	-	-	100.00%
F17012 - NC N10.252 Electrical and AV/Data	1,903	-	-	1,903	1,903	-	-	-	1,903	1,903	-	-	100.00%
F17013 - NC N10.230 Electrical and AV/Data	5,616	-	-	5,616	5,616	-	-	-	5,616	5,616	-	-	100.00%
F17023 - NC N9 FMG Window Film	1,100	405	-	1,505	1,505	-	-	-	1,505	1,505	-	-	100.00%
F17025 - SC S.1 Emergency Power Rev	31,031	-	-	31,031	31,031	-	-	-	31,031	31,031	-	-	100.00%
F17007 - DIST A1.105 Power Whips	2,140	-	-	2,140	2,140	-	-	-	2,140	2,140	-	-	100.00%
F17027 - Dist Maritime Family RR	20,110	-	-	20,110	20,110	-	-	-	20,110	20,110	-	-	100.00%
F16081 - Dist A1.114 Renovation for OGM	195,710	(4,914)	186,251	4,545	190,796	-	-	186,251	4,545	190,796	190,796	-	100.00%
<b>Sub-total</b>	327,407	(3,162)	186,251	137,994	324,245	-	-	186,251					

**SAN JACINTO COLLEGE DISTRICT**  
**Building Committee Meeting**  
**June 20, 2017**

Members Present: Marie Flickinger, Dan Mims, Erica Davis Rouse, Keith Sinor

Members Absent: None

Others Trustees Present: None

Others Present: James Braswell, Bill Dowell, Ken English (AECOM), Allatia Harris, Brenda Hellyer, Josh Johnson, Bryan Jones, Angela Klaus, Chet Lewis, Frank Rizzo, Ron Rucker, Janet Slocum

- I. The meeting was called to order at 4:02 p.m. by Committee Chair, Marie Flickinger.
- II. Roll Call of Committee Members by Marie Flickinger
  - a. Dan Mims, present.
  - b. Erica Davis Rouse, present.
  - c. Keith Sinor, present.
  - d. Other Trustees present: None
- III. Approval of Minutes from the May 23, 2017 Building Committee Meeting
  - a. Marie Flickinger presented the minutes of the May 23, 2017 Building Committee meeting. A motion was made by Keith Sinor to accept the minutes as presented. This was seconded by Dan Mims. The minutes were approved as presented.
- IV. Recommended Projects and Delivery Methods which will provide the best value to the College (Bond and Operating Funds)
  - a. Consideration of Approval of Method of Procurement and Funding for South Campus Softball Field Improvements
    - i. This request provides for approval of seating stands, fencing around the park, dugout improvements, a press box, and a practice building for indoor training.
    - ii. Cooperative contract procurement is a method approved by state law where organizations competitively bid materials and services. Organizations may then enter into agreement with the cooperative contracting organization to purchase specified materials and services at the competitively bid rates. The method of procurement recommended for purchase and installation of the bleachers and press box is through cooperative contract. Two firms are being considered for this work. Visits to inspect comparable bleacher systems from these companies have been conducted. A selection will be made after thorough review of the experiences and capabilities of each firm. Two previous competitive sealed proposal (CSP) solicitations were conducted for a conventionally designed press box, with prices for construction well above those provided with the aluminum bleacher and press box cooperative contract firms.
    - iii. Competitive sealed proposal (CSP) and job order contracting (JOC) are

recommended methods for construction of the practice building and dugout improvements, respectively. The fencing and related installation will be purchased directly by the College.

- b. Consideration of Approval of Funding for North Campus Center for Industrial Technology (CIT), Landscape Improvements
  - i. This request provides additional funds for Yellowstone Landscape to the weekly landscape maintenance services at the North CIT and to complete one-time landscaping projects at all campuses. The project also includes removal of dead trees and stumps, cleanup of drainage and creek debris, and installing new sod and irrigation systems at the North CIT building.
- c. Consideration of Approval to Change the Contract for North Campus Center for Industrial Technology
  - i. This action requests approval of a change order to the Durotech contract. Additional work and small changes were identified when the labs and other teaching spaces were placed in service. The added work is the result of discovering necessary alterations and adjustments to the equipment installations in the building. Also, a programming decision was made to repurpose the logistics lab into a pipefitting lab. The majority of pipefitting lab is expected to be completed by August 15, 2017, with the exception of new ventilation requirements that may take additional time. Of the overall change order scope of work, approximately two thirds to three quarters will be expended in the pipefitting lab retrofit.

V. Project Updates

- a. North Campus - Chiller Replacement
  - i. The North Campus Chiller Replacement project will be closed soon.
- b. Maritime Technology and Training Center
  - i. All revisions to the Maritime Technology and Training Center have been completed and this project will be closed.
- c. North Campus - Center for Industrial Technology
  - i. Testing and Air Balancing the HVAC systems will be completed soon. Punch list items are being worked, as well as warranty issues which have been identified.
- d. Central Campus – Center for Petrochemical, Energy, & Technology
  - i. The project is moving forward with the sub-contractor bid package scheduled for review next week. The Glycol/Process Plant is the design phase now, with the second phase planned to commence by July.

- e. Central Campus Welcome Center
  - i. Eighteen submittals were received for the construction manager at risk (CMAR) solicitation last week. Evaluations are to be completed by Friday, June 23rd.
- f. Central Campus Expanded Welcome Center Site
  - i. Engineering kick-off meeting for the Central Plant upgrade and extended site utilities is scheduled for tomorrow.
- g. Central Campus - Stadium & Track Demolition
  - i. A meeting was held with a potential demolition contractor in order to discuss the scope and logistics of the project.
- h. Direct Digital Control (DDC) Network Upgrades
  - i. The design for this phase of the project has been completed and project staff is working with Siemens on pricing in order to begin the work.
- i. North Campus- Cosmetology & Culinary Center
  - i. Programming has restarted and should be completed by the end of June.
- j. North Campus- Former Lehr Library Demolition
  - i. Demolition work has begun.
  - ii. All former exterior building lettering, name plate, and the time capsule have been palletized and placed in the scene shop in the North Campus Fine Arts Building.
  - iii. The final report for the geotechnical engineering study was delivered citing vertical movement of the building due to expansive underlying soils. The recommendation for any future building constructed at this location will be to employ a structural slab (foundation).
- k. North Campus - Underground Utility Tunnel Renovations
  - i. An environmental testing company has begun sampling insulation, piping, and other materials in the tunnel for hazardous materials. Engineering design is moving forward.
- l. South Campus – Cosmetology
  - i. Programing for the South Campus Cosmetology Building is moving forward with conclusion planned by end of June.
- m. South Campus Longenecker Renovation



- i. Development of the renovation project needs to begin in order to provide space needed for the Early College High School program that will be housed in the in the Longenecker building.
    - ii. Meetings have been held with affected College departments for future moves and changes to workspace in Longenecker Building.
  - n. South Campus - Bruce Student Center
    - i. The Bruce Student Center Phase I will be completed for employees to begin moving in by July 3. Game room renovation is planned to be completed by the end of July.
    - ii. Phase I work exceeded the established contingency amount provided in the contract. Details of these work items and their respective cost will be brought to the Building Committee for review next month. AECOM and College facilities personnel are monitoring and working closely with the contractor on these items.
  - o. South Campus – HVAC Tech Renovation
    - i. Jacobs Engineering Group Inc. will begin an assessment of the building and development of a scope of work for this project before the end of June.
  - p. Security Consulting- All Campus
    - i. This audit has been completed. We are waiting for the draft report which is due by the end of July.
  - q. Acoustical Study- All Campus
    - i. Areas were identified across the College with acoustical sound level concerns and will be included in the study. The data gathering portion of the study will begin June 23. The engaged firm will also prepare an Acoustical Design Standard for the College.
  - r. Data Closets- All Campus
    - i. Stand-by generators and their associated electrical systems are being designed for all campus Interactive Learning Center data centers. This is an approved 2015 Bond Program, and is intended to mitigate the negative business impacts of unplanned and planned loss of power in the ILC data centers.
- VI. Adjournment – The meeting was adjourned at 4:52 p.m.

**San Jacinto College District**  
**Finance Committee Meeting Minutes**  
**June 20, 2017**

Members Present: Dan Mims, John Moon, Jr., and Larry Wilson

Members Absent: Ruede Wheeler

Other Trustees Present: Erica Davis Rouse and Keith Sinor

Others Present: Lori Barbay, Brenda Hellyer, Chet Lewis, and Linda Torres

- I. The meeting was called to order at 5:10 p.m. by Larry Wilson, Committee Member. Roll call of committee members was taken.
  - Dan Mims, present.
  - John Moon, Jr., present.
  - Larry Wilson, present.
- II. Approval of Minutes from the May 23, 2017, Finance Committee Meeting
  - Mr. Wilson presented the minutes from the May 23, 2017, Finance Committee Meeting. A motion was made by John Moon, Jr., and seconded by Larry Wilson, to accept the minutes as presented.
- III. Review and Discuss Internal Audit Follow-Up Assessment and Audit
  - Linda Torres, Director Internal Audit, updated the Committee on the Family Educational Rights and Privacy Act (FERPA) Follow-Up Assessment, and the Grants Compliance Follow-Up Audit.
    - The FERPA Follow-Up Assessment was completed on April 24, 2017. It was noted that of the four original Corrective Action Plans (CAPs) recommended in the original audit on April 24, 2015, three were completed at the time of the follow-up. Management has requested an updated estimated date for completion of the other CAP. The fourth CAP was regarding training which was not completed at the time of follow-up. The training has been subsequently completed and will be rolled out in July.
    - The Grants Compliance Follow-Up Audit was completed on May 9, 2017. It was noted that the two CAPs identified in the original audit on July 8, 2016, were completed. No further follow-up is needed.
- IV. Review and Discuss Proposed 2017-2018 Budget
  - Chet Lewis, Vice Chancellor of Fiscal Affairs, updated the Committee on the 2017-2018 budget. A PowerPoint presentation was shown and discussed in detail. Dr. Brenda Hellyer, Chancellor, mentioned that the numbers are still being worked; and although the totals will most likely not change, there could be some amounts moved from one account to another. Dr. Hellyer also mentioned that the budget is being approved for the first time in July instead of August. Mr. Lewis stated his appreciation for those involved with the budget preparation. Dr. Hellyer mentioned that updated budget summary documents will be delivered to the Board of Trustees on June 30, 2017, for their review. There will be a public budget hearing at 7 p.m. on July 10, 2017, with the Board of Trustees Meeting to follow.

- Highlights from the budget presentation:
  1. The total 2017-2018 (FY 18) revenue budget is \$269,985,257 (includes unrestricted and restricted) an increase of \$2.3 million, or 2.24%, from the 2016-2017 (FY 17) budget.
    - a. Revenue Assumptions
      - i. State Revenue increase of \$2.3 million.
      - ii. Net tuition and fees, waivers, exemptions and bad debt decreased by \$1.4 million.
      - iii. Property tax revenue budgeted using same Maintenance and Operations (M&O) rate as FY 17 and a small increase in debt service rate for FY 18. The maintenance ad valorem taxes increased by \$3.6 million.
      - iv. Interest income increase of \$0.4 million due to higher projected interest rates.
      - v. Auxiliary revenues increase of \$0.2 million.
  2. Mr. Lewis does not anticipate revenue changing, but does anticipate more changes to the expense budget between subtotals, but not the total expense budget. If there are any changes to the total budget, the Board will receive an explanation at the upcoming Board workshop.
  3. The 2017-2018 expense budget is \$291,985,257 (includes unrestricted, restricted and depreciation) an increase of \$7.5 million, or 2.66% increase from the 2016-2017 budget. It was noted that the College does not budget for depreciation which is a non-cash transaction.
    - a. Major Expense Assumptions
      - i. Increased part-time labor expense of \$1.9 million which was approved by the Board in January 2017.
      - ii. Compensation pool for merit increases of \$2.6 million with benefits.
      - iii. Provided adequate funding for increases related to growth and necessary increases in costs.
    - b. Highlights of the proposed 2017-2018 budget.
      - i. Instructional budget increased \$1.5 million.
      - ii. Continuing and Professional Development (CPD) decreased by \$0.5 million.
      - iii. Maritime decreased by \$0.2 million.
      - iv. Academic Support budget increased by \$0.2 million
      - v. Student Services budget decreased by \$0.2 million.
      - vi. Institutional Support (excluding compensation pool) increased by \$1.4 million.
      - vii. Auxiliary Services increased by \$0.2 million, which includes a reduction in “transfers in” from unrestricted.
      - viii. Operation and Maintenance increased by \$0.2 million.
      - ix. Added \$2.4 million to compensation pool for merit increases.
      - x. Increased benefits by \$0.3 million related to compensation for merit increases, part-time salary increase, and other salary and wage changes.

xi. Depreciation increased by \$2 million for a total depreciation of \$22 million.

4. On July 10, 2017, the Board will hold a budget workshop and adopt the fiscal year 2018 budget. Subsequently, the process to adopt the tax rate will occur during September and October.

- At 5:47 p.m. the power to the building went out. The meeting was stopped and resumed at 5:53 p.m. when the power came back on and video streaming and audio of the meeting were restored.
- Final comments about the budget were discussed. Additionally, Mr. Wilson asked about the costs related to athletics. Dr. Hellyer explained there were few changes in costs proposed for FY 18. For 2018-2019, there will be cost reductions due to program closures along with determining a better alignment of costs for the remaining two programs.

V. Adjournment – adjourned at 5:55 p.m.

**Action Item “IX”**  
**Regular Board Meeting July 10, 2017**  
**Consideration of Approval of Amendment to the 2016-2017 Budget**  
**for Restricted Revenue and Expenses Relating to Federal and State Grants**

**ADMINISTRATION RECOMMENDATION/REPORT**

The administration recommends that the Board of Trustees approve an amendment to the 2016-2017 budget for restricted revenue and expenses related to grants.

**BACKGROUND**

Federal, state, and local grants may require amendments for receipt of newly awarded grants or changes to existing grants. These amendments should be processed in a timely manner in order to provide the access to funding to meet the objectives set forth within the grant requirements. This budget amendment request includes the additions to restricted revenues and restricted expenses as a result of new awards and changes to existing grants received during the month of June, 2017.

**IMPACT OF THIS ACTION**

Approval of the budget amendment will allow the College’s staff to implement the programs in accordance with the requirements of funded award amounts.

**BUDGET INFORMATION (INCLUDING ANY STAFFING IMPLICATIONS)**

Restricted revenues and restricted expenses will each be increased by \$415,503, so the net impact on the College budget is zero.

**MONITORING AND REPORTING TIMELINE**

The Office of Grants Management provides continuous monitoring of grant operations, which are included in the annual financial report to the Board of Trustees.

**ATTACHMENTS**

Attachment 1- Budget Amendments-07-10-17

Attachment 2- Grant Detail-07-10-17

**RESOURCE PERSONNEL**

Chet Lewis

281-998-6306

chet.lewis@sjcd.edu

Michael Lee Moore

281-998-6162

michael.moore@sjcd.edu

SAN JACINTO COLLEGE DISTRICT  
Federal, State, and Local Grant Amendments  
July 10, 2017

	Fund	Org.	Account	Prog.	Amount Debit (Credit)
<u>U.S. Department of Education - Upward Bound V Grant Project (New Grant) (Year One Funding)</u>					
Federal Grant Revenue	538432	56700	554100	110000	\$ (317,056)
Staff Personnel	538432	56700	610000	460913	164,597
Faculty	538432	56700	621000	460913	14,136
Part-time Personnel	538432	56700	614000	460913	35,910
Fringe Benefits	538432	56700	650000	460913	37,562
Supplies	538432	56700	711000	460913	3,300
Staff Travel	538432	56700	721200	460913	7,040
Participant Travel	538432	56700	721300	460913	25,750
Contracted Svs.	538432	56700	731000	460913	12,614
Indirect Costs	538432	56700	731500	620909	4,393
Tuition / Stipends	538432	56700	751000	520235	<u>11,754</u>
					\$ -
<u>Texas Higher Education Coordinating Board - Nursing Shortage Reduction Regular Program FY2017 - Central and North Campus (Additional Funds)</u>					
State Grant Revenue	555037	56700	554200	110000	(71,297)
Contr Svcs - Instr Outside Provider	555037	56700	731110	160912	<u>71,297</u>
					-
<u>Texas Workforce Commission - FY17 Skills for Small Business Program (New Grant)</u>					
State Grant Revenue	551028	56700	554200	110000	(21,000)
Contract Svcs-Indirect Cost/Grants	551028	56700	731500	620909	1,000
S/A Departmental Scholarships T&F	551028	56700	751009	520235	<u>20,000</u>
					-
<u>Texas Higher Education Coordinating Board - Nursing Shortage Reduction Regular Program FY2017 - South Campus (Additional Funds)</u>					
State Grant Revenue	555038	56700	554200	110000	(4,650)
Contr Svcs - Instr Outside Provider	555038	56700	731110	160912	<u>4,650</u>
					-
<u>Kinder Morgan Foundation - Kids + Culture Summer Camps 2017 (New Grant)</u>					
Local Grant Revenue	571047	56700	554300	110000	(1,500)
Instructional - Adjunct	571047	56700	621100	160925	1,280
Benefits	571047	56700	651000	160925	60
Operating Supplies - Consumable	571047	56700	711410	160925	<u>160</u>
					-
Net Increase (Decrease)					<u>\$ -</u>

Note: Credits to revenues are increases and credits to expenses are decreases.  
Conversely, debits to revenue are decreases and debits to expenses are increases.

New Grant and Additional Funding Summary by Agency:

U.S. Department of Education	\$ 317,056
Texas Higher Education Coordinating Board	75,947
Texas Workforce Commission	21,000
Kinder Morgan Foundation	<u>1,500</u>
	<u>\$ 415,503</u>

July 10, 2017 Board Book – Grant Amendments Detail List

U.S. Department of Education - Upward Bound V Grant Project (New Grant) (Year One Funding)

The Upward Bound grant provides fundamental support to participants in their preparation for college entrance. The program provides opportunities for participants to succeed in their precollege performance and ultimately in their higher education pursuits. Upward Bound serves high school students from low-income families and high school students from families in which neither parent holds a bachelor's degree. The goal of Upward Bound is to increase the rate at which participants complete secondary education and enroll in and graduate from institutions of postsecondary education. The total award is \$1,585,280 to be spent from fiscal year 2018 through fiscal year 2022. Each year is contingent on meeting the objectives of the previous year, thus only one year of budget funding is being submitted.

Texas Higher Education Coordinating Board (THECB) - Nursing Shortage Reduction Regular Program FY2017 - Central and North Campus (Additional Funds)

This program is designed to achieve the following outcomes: 1) increase the number of graduates from professional nursing programs, 2) increase the percentage of students in professional nursing programs that graduate within a reasonable time as determined by the THECB, and 3) increase the number of graduates from master's and doctoral programs in nursing that join the faculty of a professional nursing program. These funds are paid in advance and must be repaid if targets are not met. Consequently, spending will be held until there is clear evidence that the performance metrics will be achieved.

Texas Workforce Commission - Skills for Small Business (New Grant)

San Jacinto Community College District will train employees of Texas businesses that have fewer than 100 employees through the Skills for Small Business program sponsored by the Texas Workforce Commission. These employers are the backbone of Texas' business community – the State's more than 433,000 small businesses. Training through the Skills for Small Business program increases business competitiveness, upgrades the skills of current employees and prepares newly hired employees for job requirements. This grant works in conjunction with the Small Business Forums hosted by the Office of the Governor.

Texas Higher Education Coordinating Board (THECB) - Nursing Shortage Reduction Regular Program FY2017 – South Campus (Additional Funds)

This program is designed to achieve the following outcomes: 1) increase the number of graduates from professional nursing programs, 2) increase the percentage of students in professional nursing programs that graduate within a reasonable time as determined by the THECB, and 3) increase the number of graduates from master's and doctoral programs in nursing that join the faculty of a professional nursing program. These funds are paid in advance and must be repaid if targets are not met. Consequently, spending will be held until there is clear evidence that the performance metrics will be achieved.

Kinder Morgan Foundation - Kids + Culture Summer Camps 2017 (New Grant)

The Kinder Morgan Foundation believes that today's youth are tomorrow's leaders, and its mission is to provide youth with opportunities to learn and grow. A specific goal is to help today's science, math, and music students become the engineers, educators, and musicians who will support our diverse communities for many years to come. To accomplish this goal, the Kinder Morgan Foundation funds programs that promote the academic and artistic interests of young people in the many cities and towns across North America where Kinder Morgan operates. This grant funds a music camp, where students work with music instructors to learn material that is new and challenging. Participants culminate the summer camp experience with a group performance.



**Action Item “X”  
Regular Board Meeting July 10, 2017  
Assignments for Board Committees and  
San Jacinto College Foundation - For Information Only**

**ADMINISTRATION RECOMMENDATION/REPORT**

This item is for informational purposes only. No formal Board action is required.

**BACKGROUND**

Board Committees

While the Board of Trustees of San Jacinto Community College District functions as a Board of the whole, standing committees have been established in the past. Such committees are utilized for ongoing major activities and provide an opportunity for full use of the Board member’s time, commitment, and expertise. Such committees review recommendations for approval by the entire Board, and they do not supplant the responsibility of the full Board of Trustees. The bylaws for the Board of Trustees provide that the Board Chair may appoint members to the committees.

The Board’s bylaws define two Board Committees: Building Committee and Finance Committee. The Building Committee may receive and review recommendations prior to recommending actions to the Board of Trustees for master planning and developing, including facility and infrastructure needs assessment, construction, and other capital improvement projects, budget requirements, bids and awarding contracts, major change orders, and acceptance of completed projects. The Finance Committee may receive and review recommendations prior to recommending actions to the Board of Trustees for the annual audit report, investment policy changes and strategies, budget assumptions and updates, debt analysis, revenue and expense analysis, procurement recommendations, and other fiscal strategies and impacts. The Finance Committee also reviews the action plan, audit reports, and other recommendations from the College’s Internal Audit Department.

San Jacinto College Foundation (SJCF)

The SJCF was created in 1996 as a separate 501(c)(3), and its bylaws provide that up to three (3) director positions may be held by members of the Board of Trustees. The terms for Foundation Directors are four (4) years but may be for shorter terms as needed.

**IMPACT OF THIS ACTION**

Board Committees

Chair Marie Flickinger appoints the membership of each committee as follows:

- Finance Committee
1. Dr. Ruede Wheeler, Committee Chair
  2. Keith Sinor
  3. Larry Wilson

- Building Committee
1. Dan Mims, Committee Chair
  2. Erica Davis Rouse
  3. John Moon, Jr.

As Chair, Trustee Flickinger will serve on both committees.

**Action Item "X"**  
**Regular Board Meeting July 10, 2017**  
**Assignments for Board Committees and**  
**San Jacinto College Foundation - For Information Only**

It is anticipated that each committee will meet monthly. All meetings will be posted according to the Open Meetings Act which will allow Trustees to attend meetings of each committee. Minutes from each committee will be included as an informational item in the monthly materials for the Board of Trustees.

San Jacinto College Foundation (SJCF)

The following trustees will serve on the Board of Directors for the SJCF:

1. Dr. Ruede Wheeler
2. Larry Wilson

It is anticipated that the SJCF will have bi-monthly or quarterly meetings.

Monthly Financial Statements and donor reports along with the annual audit of the SJCF are provided as an informational item in the monthly materials for the Board of Trustees.

**BUDGET INFORMATION (INCLUDING ANY STAFFING IMPLICATIONS)**

None

**MONITORING AND REPORTING TIMELINE**

Committee appointments will be reviewed as needed but no longer than every two years from appointment.

**ATTACHMENTS**

None

**RESOURCE PERSONNEL**

Marie Flickinger	281-998-6100	marie.flickinger@sjcd.edu
Brenda Hellyer	281-998-6100	brenda.hellyer@sjcd.edu

## **ADMINISTRATION RECOMMENDATION/REPORT**

The administration recommends that the Board of Trustees approve the proposed 2017-2018 budget for the San Jacinto Community College District which consists of a balanced Unrestricted Operating Revenue budget of \$168,781,152 of revenues and expenses. The total budget also includes depreciation expense of \$22,000,000 and a balanced Restricted Funds budget of \$101,204,105.

### **BACKGROUND**

The proposed unrestricted budget provides operating funds for 2017-2018 (FY18). Conservative projections have been utilized for revenues and are therefore considered reasonably attainable.

Highlights of the major categories of budgeted revenue include:

- Appropriations from the State of Texas to support instruction increased by \$2.3 million as compared to the prior year. The College received increases in contact hours of \$1.7 million, success points increased \$0.4 million, and core operations increased \$0.2 million. This is the first year of the 2018-2019 biennium.
- The budget anticipates that the combined ad valorem or property tax rate will be adopted at a similar maintenance tax rate as the prior year, and the debt service tax rate may increase slightly as a result of the increase in debt servicing for existing voter approved debt. The taxable value is projected to increase by 2.60 percent based on Harris County Appraisal District preliminary estimates. Final decisions on tax calculations and rates will be determined once the certified tax rolls for tax year 2017 are available which is anticipated to be completed in late August 2017. Tax rate and revenue calculations will be subject to final truth-in-taxation rate calculations and limitations. The FY18 budget anticipates an approximate \$3.6 million increase in maintenance and operations property tax revenue as compared to FY17 (fiscal year 2016-2017). The property tax revenue for debt service is estimated at \$28.6 million for FY18 which is \$1.1 million higher than the prior year debt service requirements. The outstanding balance of unissued voter authorized debt is \$275 million with the next debt issuance currently anticipated in 2018.
- Budgeted net tuition and fee revenue is projected to be lower for FY18 by approximately \$1.4 million as compared to FY17 budget. The components of the budgeted decrease are as follows:
  - There are no proposed changes in mandatory tuition and fee rates.
  - There is an increase of \$1.2 million related to \$0.8 million for anticipated dual credit enrollment growth of 900 new students and \$0.4 million related to additional maritime student enrollments.

**Action Item “XI”**  
**Regular Board Meeting July 10, 2017**  
**Consideration of Approval of Proposed Budget for 2017-2018**

- A decrease of \$1.6 million related to a \$0.6 million reduction in flight pass-through expenses, \$0.5 reduction in Continuing & Professional Development due to reduced grant activity, and \$0.5 million for lower than budget to (CPD) revenues actuals for FY17.
- An increase of waivers and exemptions by \$1.5 million which is primarily due to increases in FY 17 of \$0.9 million and an additional \$0.6 million related to the increase in projected dual credit students.
- A decrease in bad debt expense by \$0.5 million due primarily for the current year estimate
- Overall restricted revenues are budgeted to increase by \$0.7 million. This is primarily due to an increase in financial aid of \$1.6 million and an increase in debt service of \$1.1 million. These increases were offset by \$2.0 million of decreases of net changes in federal, state, and local grants.

Highlights of the proposed expense budget include:

- The establishment of a compensation pool for salary adjustments of \$2.6 million with the corresponding increase to benefits. This budget is maintained in Institutional Support until the salary adjustments are allocated to individual departmental budget accounts in September. The salary pool will be distributed based on the evaluations from the performance management system. For FY18, the salary increases will be 3.00 percent for valuable ratings, 3.5 percent for notable ratings, and 4.25 percent for exceptional ratings.
- Part-time labor was increased by \$1.9 million to address the increase in part-time labor rates which were approved during fiscal year 2017.
- Adequate funding was provided for increases related to growth and necessary increases in costs.
- Budgeted expenses for Instruction increased \$1.5 million due to an increase in part-time and full-time salaries of \$2.1 million, \$1.0 million in internal transfers, offset by \$1.0 million decrease in CPD and maritime instructional related expenses, and \$0.6 million of decreases in flight training services. The flight training services are pass-through expenses which have a corresponding reduction in revenues.
- Public Service increased by \$0.3 million related to new full-time positions, software and internal transfers.
- Academic Support increased by \$0.1 million related to increases in software maintenance, subscription increases, and library expenses, offset by internal transfers.

**Action Item “XI”**  
**Regular Board Meeting July 10, 2017**  
**Consideration of Approval of Proposed Budget for 2017-2018**

- The Student Services budget increased by \$0.3 million due to \$0.9 million of increases for internal transfers, part-time labor and FLSA, offset by a \$0.6 million decrease in interpreting services.
- Institutional Support expenses increased by \$2.4 million with increases of \$1.0 million of internal transfers, \$0.7 million in tax collection and legal expenses, \$0.5 million in technology agreements and licensing, \$0.1 million in internet access and an increase in net transfers out of \$0.1 million, which is due to an increase of \$0.5 million to restricted debt service, offset by a \$0.4 million decrease in transfers to the auxiliary fund.
- Auxiliary Services decreased by \$0.2 million due to a decrease of transfers of \$0.4 million offset by \$0.2 million reduction in expenses primarily due to the discontinuation of golf course operations.
- Depreciation is projected to increase by \$1.6 million, however, the College does not budget to recover depreciation expense since this is a non-cash transaction.
- No major capital outlays are budgeted in the unrestricted operating budget.

The budget is prepared in accordance with generally accepted accounting principles. The expense totals include a restricted non-expense cash outlay for bond principal payments of \$12.2 million and a non-cash expense of \$22.0 million for depreciation.

The proposed budget reflects the College’s commitments to teaching and learning and serving the citizens in its taxing and service area and throughout the Greater Houston region. Additional initiatives and requests were not funded or were not fully funded due to limited resources. Budget areas will continue to be reviewed during the year as College personnel continue to emphasize scaling promising practices, eliminating low value activities, and controlling costs.

### **IMPACT OF THIS ACTION**

Approval of the proposed budget will establish the 2017-2018 budget for the College and comply with section 51.0051 of the Texas Education Code that requires that the governing board of each institution to approve a budget on or before September 1 of each year.

### **RESOURCE PERSONNEL**

Brenda Hellyer	281-998-6100	brenda.hellyer@sjcd.edu
Chet Lewis	281-998-6306	chet.lewis@sjcd.edu

**Action Item “XII”  
Regular Board Meeting July 10, 2017  
Consideration of Approval of Articulation Agreement with  
Stephen F. Austin School of Honors**

**ADMINISTRATION RECOMMENDATION/REPORT**

The administration recommends that the Board of Trustees approve the articulation agreement with Stephen F. Austin University School of Honors.

**BACKGROUND**

The purpose of this articulation agreement is to ensure that the San Jacinto Community College District and Stephen F. Austin State University will work to further opportunities and access to Honors education for qualified students through cooperative efforts and ventures.

**IMPACT OF THIS ACTION**

San Jacinto Community College District Honors students will be able to transfer Honors courses to Stephen F. Austin State University, and San Jacinto Community College District students who enter Stephen F. Austin State University’s Honors College will be eligible for transfer student scholarships awarded by Stephen F. Austin State University’s central administration and by the School of Honors.

**BUDGET INFORMATION (INCLUDING ANY STAFFING IMPLICATIONS)**

N/A

**MONITORING AND REPORTING TIMELINE**

Dr. Eddie Weller, Director, Honors Program will monitor the agreement and report the number of students who transfer to Stephen F. Austin University School of Honors. The term of the agreement is for five years but may be terminated by either party with 180 days of notice.

**ATTACHMENTS**

Attachment 1 – Articulation Agreement between Stephen F. Austin State University and San Jacinto Community College District

**RESOURCE PERSONNEL**

Laurel V. Williamson	281-998-6182	laurel.williamson@sjcd.edu
Catherine O’Brien	281-998-6318	catherine.obrien@sjcd.edu
Eddie Weller	281-998-6150, ext-3505	eddie.weller@sjcd.edu



**Honors Articulation Agreement  
Between  
Stephen F. Austin State University on behalf of its School of Honors  
And  
The San Jacinto Community College District on behalf of its Honors  
Program**

**Statement of Purpose**

The purpose of this articulation agreement is to ensure that (1) the San Jacinto Community College District and Stephen F. Austin State University will work to further opportunities and access to Honors education for qualified students through cooperative efforts and ventures; (2) San Jacinto Community College District Honors students will be able to transfer Honors courses to Stephen F. Austin State University; and (3) San Jacinto Community College District students who enter Stephen F. Austin State University's Honors College will be eligible for transfer student scholarships awarded by Stephen F. Austin State University's central administration and by the School of Honors.

**1.0 San Jacinto Community College District and Stephen F. Austin State University mutually agree that:**

1.1 Both institutions will cooperate in the development of Honors activities that facilitate the transfer of course credits from San Jacinto Community College District to Stephen F. Austin State University.

1.2 Both institutions will each designate an individual responsible for continued Honors articulation between the two institutions, curricular changes, new courses, equivalencies, and transcript evaluation.

1.3 The faculty and staff of both institutions will share information regarding special events, programs, and activities that relate to Honors student interests.

1.4 The faculty and staff of both institutions will review this *Honors Articulation Agreement* regularly to ensure that it is meeting the objectives of each institution.

1.5 Copies of this *Honors Articulation Agreement* will be maintained by the offices of Admissions, Registrar, and Provost and Vice President for Academic Affairs of Stephen F. Austin State University and the Office of the Associate Vice Chancellor for Learning and Assessment at San Jacinto Community College District.

1.6 Both institutions are equal opportunity entities, and shall not discriminate unlawfully against any student, applicant, or employee, nor shall either institution deny the benefits provided its own students to any person on the basis of race, color, religion, national origin, sex, age, disability, genetic information, citizenship, veteran status, or any other protected class status as defined by law or the institution's policy.

1.7 Both institutions are responsible for its employees' actions or inactions, and liability arising there from, to the extent authorized by the constitution and laws of the State of Texas. The institutions will maintain their own insurance including workers' compensation, general liability, or such other coverage necessary for their own institutional liability. Neither institution waives or relinquishes any immunity or defense which may be afforded to the institution, its trustees, regents, officers, employees, volunteers, or agents under law as a governmental entity in the State of Texas as a result of the execution of this Agreement or its performance under this Agreement.

## **2.0 Stephen F. Austin State University agrees to:**

2.1 Provide San Jacinto Community College District with information regarding Stephen F. Austin State University's School of Honors.

2.2 Facilitate Honors students' transition from the Honors Program at San Jacinto Community College District to Stephen F. Austin State University's School of Honors, and assist with admission and scholarship applications, course selection, and registration processes.

2.3 Encourage and assist San Jacinto Community College District Honors students in scheduling campus visits with Stephen F. Austin State University's faculty, staff, and students.

2.4 Prepare a general report on the progress of San Jacinto Community College District transfer students, as far as possible under applicable law, to be provided to the San Jacinto Community College District designate at the end of each academic year. These data may be incorporated into San Jacinto Community College District's and Stephen F. Austin State University's institutional effectiveness studies.

2.5 This articulation agreement provides a mechanism to enable Stephen F. Austin State University students who previously attended San Jacinto Community College District and who have earned enough credits to satisfy the Associate degree



requirements to have those credits transferred back to San Jacinto Community College District. This **reverse transfer** process expands the Stephen F. Austin State University and San Jacinto Community College District partnership in that it will help increase student transfer rates to the university and raise associate degree completion rates for the college.

Stephen F. Austin State University and San Jacinto Community College District agree to exchange information, within legal guidelines, about individual students with the goal of making students aware of the potential to satisfy associate degree requirements by transferring course work between both institutions.

Stephen F. Austin State University agrees to identify on an annual basis students who transfer from San Jacinto Community College District with at least 30 hours and who have indicated on the ApplyTexas Application that they would automatically allow for their transcript to be sent to San Jacinto Community College District once it has been determined that the student has completed 72 semester credit hours, and again upon graduation from Stephen F. Austin State University if they have not received an Associate degree. Once a student has achieved at least 90 semester credit hours, Stephen F. Austin State University shall follow the credit transfer for associate degree procedure in Tex. Educ. Code § 61.833 and any applicable rules.

Stephen F. Austin State University agrees to provide a contact person who is knowledgeable about Reverse Transfer and who can work with San Jacinto Community College District to facilitate this process.

Upon receipt of Stephen F. Austin State University transcript information, the San Jacinto Community College District will conduct a degree audit of each eligible student and evaluate all coursework that may apply to the completion of the student's associate degree at the San Jacinto Community College District. Students who meet all the San Jacinto Community College District degree requirements are eligible to receive a San Jacinto Community College District degree at no additional cost to the student. The San Jacinto Community College District will notify each student that he or she is eligible to receive an associate's degree and eligible to participate in the San Jacinto Community College District's graduation ceremony. Annually, San Jacinto Community College District agrees to provide a list of students who are awarded an Associate degree to Stephen F. Austin State University.

2.6 Accept San Jacinto Community College District's Honors courses as set forth in Section 4.

**3.0 San Jacinto Community College District agrees to:**

3.1 Provide Stephen F. Austin State University's School of Honors with information regarding changes or additions to requirements of the San Jacinto Community College District's Honors Program.

3.2 Provide Stephen F. Austin State University's School of Honors and Office of Admissions with a listing of approved San Jacinto Community College District Honors courses.

3.3 Encourage and assist Stephen F. Austin State University's School of Honors in scheduling campus visits by prospective San Jacinto Community College District students and faculty.

#### **4.0 Transfer and Continuance Policies and Procedures**

4.1 San Jacinto Community College District transferring students must meet all Stephen F. Austin State University and School of Honors admission requirements.

4.2 San Jacinto Community College District transferring students must submit an official transcript showing a minimum cumulative GPA of 3.25 on all coursework taken prior to enrollment at Stephen F. Austin State University.

4.3 Course equivalencies are determined as automatic for those courses in the Texas Common Course Number Index. For all other Honors courses, equivalency evaluation will be made on a course-by-course basis by Stephen F. Austin State University's Office of Admissions.

4.4 To graduate from Stephen F. Austin State University as a University Scholar, the transferring student must have completed at least 24 hours of Honors credit, including at least 12 hours of upper division Honors credits at Stephen F. Austin State University. San Jacinto Community College District transferring Honors students accepted into the School of Honors may apply a maximum of 12 Honors credits toward graduation. A minimum of 12 Honors credits must be completed at Stephen F. Austin State University.

4.5 Upon completion of the above requirements, and having earned an overall GPA of at least 3.25, the student will be awarded the University Scholar distinction in his/her major discipline at Stephen F. Austin State University.

#### **5.0 Miscellaneous**

5.1 This *Agreement* shall become effective upon the approval by and signature of the individuals below.

5.2 Unless earlier terminated as provided below, this *Agreement* shall remain in effect for a period of five years, at which time it may be renewed or modified by mutual consent in writing by both parties. In the event this agreement is terminated, the San Jacinto Community College District and Stephen F. Austin State University will continue to provide support and services to students transferring under this agreement as long as students are enrolled continuously at least part-time through Fall and Spring Semesters.

5.3 Either party may terminate this *Agreement* upon 180 days' written notice to the other party, provided that San Jacinto Community College District students who matriculated before the termination of this *Agreement* may continue.

5.4 Separate academic records for students will be maintained at each institution. Authorized employees of the San Jacinto Community College District and Stephen F. Austin State University will have access to personally identifiable information about the students who receive or who are eligible for reverse articulation of credit. The San Jacinto Community College District and Stephen F. Austin State University will ensure their institutional compliance with FERPA regulations. This provision shall survive termination or expiration of this *Agreement*.

5.5 All notices given pursuant to this *Agreement* shall be in writing and shall be validly given on (1) the date of delivery if delivered by email, facsimile transmission, registered or certified mail, or hand delivered, or (2) three (3) business days after being mailed via United States Postal Service addressed as follows:

San Jacinto Community College District  
4624 Fairmont Parkway  
Pasadena, Texas 77504

Stephen F. Austin State University  
School of Honors  
Box 6114, SFA Station  
Nacogdoches, Texas 75962

5.6 The agreement between the parties is non-exclusive and both parties have the right to enter similar agreements with third parties at any time.

5.7 If any of the provisions or portions of this *Agreement* are invalid under any applicable statute or rule of law, they are to that extent to be deemed omitted.

5.8 This *Agreement* may not be amended or modified except by a written instrument executed by both parties. The San Jacinto Community College District and Stephen F. Austin State University agree to mutual notification of changes and additions to the curriculum and curriculum standards, so that articulation plans may be revised as necessary. Proposed changes in policies or curriculum by either party must be communicated in writing to the other party and agreed upon in consultation with officials of each institution. Any changes agreed upon must be signed by both parties, dated, and attached to this agreement.

5.9 No financial implications concerning the transfer or exchange of cash, equipment, or real estate is intended or implied by this agreement. The San Jacinto Community College District and Stephen F. Austin State University are separate and independent institutions of higher education and intend to remain so. The administrators of The San Jacinto Community College District and Stephen F. Austin State University are authorized to prepare and implement plans of action and procedures necessary to effect this agreement.

The parties hereby execute this *Agreement* in duplicate.

**FOR STEPHEN F. AUSTIN STATE UNIVERSITY:**

\_\_\_\_\_  
Dr. Baker Pattillo, President

\_\_\_\_\_  
Dr. Steve Bullard, Provost and Vice President for Academic Affairs

\_\_\_\_\_  
Dr. Michael Tkacik, Director of the School of Honors

\_\_\_\_\_  
Date

**FOR SAN JACINTO COMMUNITY COLLEGE DISTRICT:**

\_\_\_\_\_  
Dr. Brenda Hellyer, Ed.D., Chancellor

Catherine H O'Brien  
Dr. Catherine O'Brien, Associate Chancellor for Learning and Assessment

Eddie Weller  
Dr. Eddie Weller, Director, Honors Program

\_\_\_\_\_  
Date

**SAN JACINTO COMMUNITY COLLEGE DISTRICT  
PURCHASE RECAP  
JULY 10, 2017**

<b>I.</b>	<b>PURCHASE REQUESTS, SOLE SOURCE VENDORS, COOPERATIVES, AND CONTRACT RENEWALS</b>	
	Purchase Request #1	
	Additional Funds for Landscaping Services (pgs. 2-3)	\$ 122,500
	Purchase Request #2	
	Renewal of Student Athletic Accident Insurance (pgs. 4-5)	122,277
	Purchase Request #3	
	Method of Procurement and Funding - South Campus Softball Field Improvements (pgs. 6-7)	-
	Purchase Request #4	
	Change Order for North CIT Facility (pgs. 8-9)	250,000
	Purchase Request #5	
	Additional Funds for Petrochemical Consulting Services (pgs. 10-11)	162,200
	Purchase Request #6	
	Data Center Power Systems (pg. 12)	<u>102,000</u>
	<b>TOTAL OF PURCHASE REQUESTS</b>	<b>758,977</b>
	<b>GRAND TOTAL:</b>	<b><u><u>\$ 758,977</u></u></b>

**Purchase Request #1**  
**Regular Board Meeting July 10, 2017**

**Consideration of Approval of Additional Funds for Landscaping Services**

**ADMINISTRATION RECOMMENDATION/REPORT**

The administration recommends the Board of Trustees approve the expenditure of additional funds for landscaping services from Yellowstone Landscape.

**BACKGROUND**

Yellowstone Landscape is currently under contract with the College to provide weekly landscape maintenance services for all campuses, which includes mowing, weed eating, grass trimming, edging, and blowing. Additionally, Yellowstone Landscape provides a variety of special landscaping projects for the College as needed.

Yellowstone Landscape has a contract through the Choice Partners cooperative contracts program to provide landscaping service, Contract Number 15/023JN-02, and complies with the competitive procurement requirement in Section 44.031 of the Texas Education Code and is permitted through Section 791.001(g) of the Texas Government Code.

**IMPACT OF THIS ACTION**

The additional funding will add weekly landscape maintenance services at the North Campus Center for Industrial Technology (CIT) and other one-time landscaping projects that are needed at all campuses. These projects include tree trimming and mulching at the South, Central, and North campuses; removal of dead trees and stumps, cleanup of creek debris and concrete ditches along Wallisville Road at North Campus; and landscape improvements at North Campus CIT consisting of new solid sod and irrigation systems installation.

**BUDGET INFORMATION (INCLUDING ANY STAFFING IMPLICATIONS)**

In August 2016, the Board approved the expenditure of \$250,000 to provide landscaping services from Yellowstone Landscape. This request would increase the total approved amount by \$122,500 for a total of \$372,500. The estimated expenditure for the landscape improvements at North Campus CIT is \$47,500 and will be funded from the 2015 Revenue Bond Program. The remaining estimated expenditures of \$75,000 be funded from the Facilities Services' 2016-2017 operating budget.

**MONITORING AND REPORTING TIMELINE**

All operational-funded projects will be completed by August 31, 2017 and will be monitored by the College's Maintenance personnel. The Revenue Bond-funded project will be completed within ninety (90) calendar days from notice to proceed and will be monitored by Facilities Services personnel.

**ATTACHMENTS**

None

**Purchase Request #1**  
**Regular Board Meeting July 10, 2017**

**Consideration of Approval of Additional Funds for Landscaping Services**

**RESOURCE PERSONNEL**

Bryan Jones	281-998-6343	bryan.jones@sjcd.edu
Ron Andell	281-542-2016	ron.andell@sjcd.edu
Ann Kokx-Templet	281-998-6103	ann.kokx-templet@sjcd.edu
Angela Klaus	281-998-6327	angela.klaus@sjcd.edu

**Consideration of Approval to Renew the Contract for Student Athletic Accident Insurance**

**ADMINISTRATION RECOMMENDATION/REPORT**

The administration recommends the Board of Trustees approve a renewal of the contract for student athletic accident insurance through the insurance brokerage firm Dissinger Reed for the Safety, Health, Environment and Risk Management department.

**BACKGROUND**

A request for proposals, Project Number 16-22, was issued in June 2016 to procure student athletic accident insurance for the Safety, Health, Environment and Risk Management department. The Board approved the original contract with Dissinger Reed in July 2016.

This annual coverage provides athletic accident insurance for all students participating on the College's six athletic teams. This policy serves as the students' primary athletic accident insurance when private medical insurance does not exist. Additionally, it provides secondary/excess coverage when a student has personal medical insurance and pays for services not covered by the athlete's policy and amounts in excess of the usual and customary charges paid by the athlete's primary insurance.

**IMPACT OF THIS ACTION**

Renewal of this policy will continue insurance coverage currently available for athletic-related injuries of student athletes, student managers and student trainers on all three campuses. This renewal will continue the same coverages as the initial policy with one hundred percent coverage of usual and customary charges with a \$100 deductible per claim and a \$25,000 limit per injury. Claims in excess of \$25,000 will continue to be covered through the Catastrophic Athletic insurance policy provided through the National Junior College Athletic Association underwritten by the Mutual of Omaha Insurance Company.

**BUDGET INFORMATION (INCLUDING ANY STAFFING IMPLICATIONS)**

The estimated annual expenditure for this request is \$122,277. This expenditure will be funded from the Safety, Health, Environment and Risk Management department's 2017-2018 operating budget and subsequent year budgets.

**MONITORING AND REPORTING TIMELINE**

This renewal will exercise the first of two (2) one-year renewal options available. The new contract term will be August 1, 2017 through July 31, 2018.

**ATTACHMENTS**

None



**Consideration of Approval to Renew the Contract for Student Athletic Accident Insurance**

**RESOURCE PERSONNEL**

Chet Lewis	281-998-6307	chet.lewis@sjcd.edu
Ginger Lambert	281-998-6183	ginger.lambert@sjcd.edu
Genie Freeman-Scholes	281-998-6349	genevieve.scholes@sjcd.edu

**Purchasing Request #3**  
**Regular Board Meeting July 10, 2017**  
**Consideration of Approval of Method of Procurement and Funding for**  
**South Campus Softball Field Improvements**

**ADMINISTRATION RECOMMENDATION/REPORT**

The administration recommends the Board of Trustees approve funding and procurement methodologies for the construction of softball seating bleachers, a press box, a practice facility, and dugout and fencing improvements.

**BACKGROUND**

This request will provide for design and construction of softball field improvements at the South Campus. These improvements will transition the present facility into one more suited for college-level play and hosting events such as regional softball tournaments.

The project will include a press box which will improve the environment for game operations personnel. Other improvements will include new spectator seating, providing accommodations for 270 people. A new hitting and pitching building will be included which will be approximately 4,000 square feet. Also included are dugout and perimeter fencing improvements.

It is recommended that the competitive sealed proposal procurement method be used for construction of the hitting and pitching building in accordance with Section 2269.151 of the Texas Government Code. Job order contracting methodology will be used for the dugouts in accordance with Section 2269.401 of the Texas Government Code and a firm will be selected from the pool of firms awarded a competitively bid contract by one of the cooperative contracts programs the College utilizes.

Prefabricated bleacher and press box structures are available from suppliers who have been awarded a contract through cooperative contracts programs available for use by the College. Each of the three methods comply with the competitive procurement requirement in Section 44.031 of the Texas Education Code and are permitted through Section 791.011(g) of the Texas Government Code.

**IMPACT OF THIS ACTION**

These improvements will enhance and provide needed upgrades for the softball facilities.

**BUDGET INFORMATION (INCLUDING ANY STAFFING IMPLICATIONS)**

The total budget for the South Campus Softball Improvements project is \$850,000 and will be funded from the 2008 Bond Program.

**MONITORING AND REPORTING TIMELINE**

It is expected that this project will be completed in two hundred seventy (270) days calendar days following approval to proceed.

**Purchasing Request #3**  
**Regular Board Meeting July 10, 2017**  
**Consideration of Approval of Method of Procurement and Funding for**  
**South Campus Softball Field Improvements**

**ATTACHMENTS**

None

**RESOURCE PERSONNEL**

Bryan Jones	281-998-6343	bryan.jones@sjcd.edu
Ann Kokx-Templet	281-998-6103	ann.kokx-templet@sjcd.edu

**Purchase Request #4**  
**Regular Board Meeting July 10, 2017**  
**Consideration of Approval to Change the Contract for North Campus**  
**Center for Industrial Technology**

**ADMINISTRATION RECOMMENDATION/REPORT**

The administration recommends the Board of Trustees approve a change to the contract with Durotech, Inc. (Durotech) for a change to the scope of services and the expenditure of additional funds.

**BACKGROUND**

At the August 2015 meeting, the Board of Trustees approved a Construction Manager-at-Risk contract with Durotech to construct a new North Campus Center for Industrial Technology (CIT). Since this time, the building has been constructed, accepted, and the College occupied the building in March 2017.

However, since occupying the new building, the expected use of certain rooms has been modified to support programs and students which will require additional work to accommodate the change in direction. These items include several electrical service additions and modifications to various labs and related spaces, HVAC (heating, ventilation, and air conditioning) modifications and lighting modifications.

The majority of changes requested are required to provide fine-tuning to the conditions and utilities services provided in the teaching spaces of the CIT building. The scope and detail of change order items was developed with input from the academic users of the building.

The most significant change comes with the repurposing of the logistics lab to a pipefitting lab. Since the commencement of construction of the CIT building, leadership of the campus has determined that the logistics program would be best housed in classrooms at other locations, and not use the space previously assigned. With the vacancy of the room previously assigned to the logistics program, it was proposed that the pipefitting program would relocate from the perimeter space in the welding lab to the logistics lab. This proposed change would provide accommodations for four (4) work tables, necessary electrical infrastructure installations and modifications, as well as installation of HVAC equipment to manage the air contaminants introduced by the equipment in the lab.

**IMPACT OF THIS ACTION**

Completion of the tasks included in this proposed change scope of work will allow for more refined teaching in the lab spaces in the CIT building. Additionally, the pipefitting program will be housed in a room now currently unassigned and not have to share floor space on the perimeter of the welding lab.

**BUDGET INFORMATION (INCLUDING ANY STAFFING IMPLICATIONS)**

The estimated expense for this proposed scope of work is \$250,000. The final value will be determined prior to the Board meeting. This expenditure will be funded from the 2015 Revenue Bond Program.

**Purchase Request #4**  
**Regular Board Meeting July 10, 2017**  
**Consideration of Approval to Change the Contract for North Campus**  
**Center for Industrial Technology**

**MONITORING AND REPORTING TIMELINE**

The project is scheduled for completion within sixty (60) days following notice to proceed.

**ATTACHMENTS**

None

**RESOURCE PERSONNEL**

Bryan Jones

281-998-6343

bryan.jones@sjcd.edu

**Purchase Request #5**  
**Regular Board Meeting July 10, 2017**

**Consideration of Approval of Additional Funds for Petrochemical Consulting Services**

**ADMINISTRATION RECOMMENDATION/REPORT**

The administration recommends the Board of Trustees approve the expenditure of additional funds for consulting services provided by R. Boeding Group, LLC (R. Boeding) for the Central Campus Center for Petrochemical, Energy, and Technology (Center for Petrochem).

**BACKGROUND**

Due to the rapid growth in new and expanded petrochemical manufacturing installations in the area, it was determined a petrochemical training center at the Central Campus would offer significant benefits to the College's students and surrounding industrial and manufacturing organizations related to this field. This new center will house the current Process Technology, Instrumentation, Non-Destructive Testing, Electrical, and Fire Protection programs to meet the workforce training requirements for the petrochemical and energy-related industries for the near and long term.

In August 2015, the College engaged R. Boeding to provide consulting services to facilitate visioning, planning, and development of industry relationships related to the new Center for Petrochem on Central Campus. In February 2017, R. Boeding was also contracted with to facilitate industry review of curriculum and industry program expectations to be housed in the new facility.

Consulting services are classified as professional services pursuant to Section 2254 of the Texas Government Code and are exempt from competitive bidding per Section 44.031(f) of the Texas Education Code.

**IMPACT OF THIS ACTION**

Additional funding will allow R. Boeding to continue to provide consulting services to the College for the Center for Petrochem. R. Boeding's current assignments include fundraising outreach, plan review of the new facility and affiliated laboratories, the glycol unit, program review, and industry liaison.

**BUDGET INFORMATION (INCLUDING ANY STAFFING IMPLICATIONS)**

A purchase order was issued in October 2016 in the amount of \$49,800 for 2016-2017 consulting services. A separate purchase order was issued in March 2017 in the amount of \$49,900 for program review and liaison services. This request would increase the contract value by \$62,500 for a total of \$162,200. These services will be funded by the 2015 Bond Program.

**MONITORING AND REPORTING TIMELINE**

The need for consulting services will continue through August 31, 2017. If additional services are needed for the 2017-2018 fiscal year, they will be requested at a future date. Dr. Allatia Harris, Vice Chancellor for Strategic Initiatives, will continue to monitor the consulting services provided by R. Boeding.

**Purchase Request #5**  
**Regular Board Meeting July 10, 2017**

**Consideration of Approval of Additional Funds for Petrochemical Consulting Services**

**ATTACHMENTS**

None

**RESOURCE PERSONNEL**

Bryan Jones	281-998-6343	bryan.jones@sjcd.edu
Allatia Harris	281-459-7140	allatia.harris@sjcd.edu
Ann Kokx-Templet	281-998-6103	ann.kokx-templet@sjcd.edu
Angela Klaus	281-998-6327	angela.klaus@sjcd.edu

**Purchase Request #6**  
**Regular Board Meeting July 10, 2017**  
**Consideration of Approval to Purchase Data Center Power Systems**

**ADMINISTRATION RECOMMENDATION/REPORT**

The administration recommends the Board of Trustees approve the purchase of data center power systems maintenance with PCPC Direct, Ltd for the Information Technology Services department.

**BACKGROUND**

The Information Technology Services department utilizes uninterruptible power supplies (battery backups) located in the district data center and campus auxiliary data centers, to provide backup power to systems used in College operations and instruction. These systems are under annual contract which provides for preventive maintenance, repair, and monitoring. However, approximately once every five (5) years they need a complete battery replacement, not covered under the maintenance contract.

PCPC Direct, Ltd has a contract through the Harris County Department of Education cooperative contracts program to provide technology hardware, software, and services, Contract Number 13/068DG-31, and complies with the competitive procurement requirement in Section 44.031 of the Texas Education Code and is permitted through Section 791.011(g) of the Texas Government Code.

**IMPACT OF THIS ACTION**

Approval of this request will provide for the purchase of necessary equipment replacement to help ensure business continuity of critical systems in the event of brief power failures.

**BUDGET INFORMATION (INCLUDING ANY STAFFING IMPLICATIONS)**

The expenditure for this request is \$52,000 bringing the annual expenditure with this supplier to \$102,000. This expenditure is funded from the Information Technology Services department's 2016-2017 operating budget.

**MONITORING AND REPORTING TIMELINE**

None

**ATTACHMENTS**

None

**RESOURCE PERSONNEL**

Allen Bourque	281-922-3494	allen.bourque@sjcd.edu
Charity Simpson	281-998-6328	charity.simpson@sjcd.edu



**Item "A"**  
**Regular Board Meeting July 10, 2017**  
**Approval of the Minutes for the June 5, 2017**  
**Board Workshop and Regular Board Meeting**

**RECOMMENDATION**

The Chancellor requests that the Board of Trustees approve the minutes for the June 5, 2017, Board Workshop and Regular Board Meeting.

**San Jacinto College District Board Workshop  
June 5, 2017  
District Administration Building, Suite 201**

**MINUTES**

	<b>Board Workshop Attendees:</b>	<b>Board Members:</b> Marie Flickinger, Brad Hance, Dan Mims, John Moon, Jr., Keith Sinor, Dr. Ruede Wheeler, Larry Wilson <b>Chancellor:</b> Brenda Hellyer <b>Others:</b> Chet Lewis, Mandi Reiland, Erica Davis Rouse
	<b>Agenda Item:</b>	<b>Discussion/Information</b>
<b>I.</b>	<b>Call the Meeting to Order</b>	<b>Workshop began at 5:30 p.m.</b>
<b>II.</b>	<b>Roll Call of Board Members</b>	<b>Board Members:</b> Dan Mims, Marie Flickinger, Brad Hance, John Moon, Jr., Keith Sinor, Dr. Ruede Wheeler, Larry Wilson  Chairman Mims introduced Erica Davis Rouse who is the newly elected Board member for Position 1.
<b>III.</b>	<b>Update on 85<sup>th</sup> Legislative Session</b>	Brenda Hellyer gave an over of the 85 <sup>th</sup> Legislative Session. Community colleges received \$19 million more for funding and almost \$50 million more for benefits. She explained that there was approximately \$5.9 million decline in contact hour funding which is due to enrollment declining 0.7 percent across the State. Core operation funding went up approximately \$18 million. Each college district had received \$1 million a biennium and this additional funding will increase core funding by \$360,800 per institution. This is the same for each college district and is not based on size. Core funding is intended to help with fixed administrative costs required by each institution regardless of size. There was an increase of \$10.8 million for student success points. The 2018-19 rate per student success point is \$171.56. This is lower than last biennium's rate which was \$172.58 per point.  Brenda also referenced the document that highlights the percent of funding by source (core, contact hour, and student success points) for each college. San Jacinto College receives 2 percent for core, 88 percent for contact

		<p>hours, and 10 percent for student success points. The funding allocation for the biennium for San Jacinto College is \$1,360,812 for core funding, \$7,730,551 for student success points, and \$68,478,993 for contact hour funding. The total is \$77,570,356 which is an increase from last biennium. This is due to increases in all three areas.</p> <p>The Bachelor’s bill for select community colleges to offer Bachelor of Applied Technology/Bachelor of Science in Nursing (BAT/BSN) to meet workforce needs was approved in the legislative session. The next step is for the Governor to sign the bill. Brenda has not heard that there will be any issues with him signing it.</p> <p>Brenda explained that the bill on capping property tax did not pass. It could be a priority if a special session is called.</p> <p>Dan mentioned that the College is raising money for the Junior and Community College Political Action Committee (JACC-PAC) if the Board would like to contribute. Brenda explained that the College goal is approximately \$8,700. College funds cannot be used for this.</p>
<b>IV.</b>	<b>Review Of Board of Trustees Bylaws</b>	<p>Brenda asked if there were any questions on the updated Bylaws that are included in the Board book for approval this evening. Changes recommended by legal were reviewed with Trustees Mims and Sinor who served as a special committee and with the members of the Finance Committee. Brenda stated that she also reviewed the updated Bylaws with Erica Davis Rouse prior to this workshop. Members present did not have any issues or questions.</p>
<b>V.</b>	<b>Discuss Board Oath of Office and Officers Election Process</b>	<p>Dan Mims explained that Brenda provided a flow for tonight regarding the administering of the oath.</p> <p>Brenda explained that Judge Delgado will administer the oath to Erica and then Danny Snooks will administer the oath to Ruede. All of this will occur at the podium by the flag. Following the oath, the Board will elect the officers.</p> <p>The election of officers will consist of nominations from the Board members. The process is consistent with the past.</p>

		Dan asked if there was any discussion needed regarding the process on nominations for various positions. The members present did not have any questions.
<b>VI.</b>	<b>Discuss Naming Opportunities for the Center for Petrochemical, Energy, and Technology</b>	<p>Brenda referenced the draft brochure and asked the Board to review it. She wanted to make sure that the members are comfortable with the direction she is heading. She has been working with the Petrochemical Advisory Council, which includes several different industry partners. The plan is to name the building after an entity that would donate \$5 million. There is an ask out for that amount currently as well as lower amounts for other naming opportunities. The front entrance hall and an endowment are recommended for \$2 million each. The glycol unit is also at \$2 million and the control room and process simulator lab are at \$1 million. There are amounts less than \$1 million which would go towards the glass pilot plant lab, skills labs for specific training, and the hallways.</p> <p>Larry Wilson asked if we can have smaller donations for entities that would like to be a part of this building. Brenda explained that the endowment is an option for smaller donations and other options are being looked at. Also, we are evaluating the proper recognition display options.</p> <p>Members present were comfortable with this direction and plan.</p>
<b>VII.</b>	<b>Review of Calendar</b>	Brenda Hellyer reviewed the calendar with the Board.
<b>VIII.</b>	<b>General Discussion of Meeting Items</b>	There were no additional items discussed.
<b>IX.</b>	<b>Adjournment</b>	Workshop adjourned at 6:03 p.m. with a dinner for the Board.

**San Jacinto College District  
Board Meeting Minutes**

**June 5, 2017**

**The Board of Trustees of the San Jacinto Community College District met at 7:00 p.m., Monday, June 5, 2017, in Room 104 of the Thomas S. Sewell District Administration Building, 4624 Fairmont Parkway, Pasadena, Texas, for the Regular Board Meeting.**

**Board of Trustees:** Marie Flickinger  
Brad Hance  
Dan Mims, Chair  
John Moon, Jr., Secretary  
Keith Sinor, Assistant Secretary  
Dr. Ruede Wheeler  
Larry Wilson, Vice Chair

**Chancellor:** Brenda Hellyer

**Others Present:**

Tom Arrington	Evelyn Hance	Shelley Rinehart
Joshua Banks	Joseph Hebert	Kelly Saenz
Jessie Barkley	Melissa Hernandez	Rae Sinor
Dean Barnes	Michael Holt	Debbie Smith
Rhonda Bell	Natalie Hoyt	Danny Snooks
Kim Bellotte	Charlotte Jackson	John Stauffer
Evan Blaylock	Mark Johnson	Adrian Stephens
Michelle Callaway	Alexus Jones	Joe Stephens
Pam Campbell	Brenda Jones	Jennifer Swindoll
Janet Cowey	Michael Kane	Janice Sullivan
Teri Crawford	Ruth Keenan	Steve Trncak
Danielle Damian	Ann Kokx-Templet	Mason Tschappat
Gloria Davis	MacKenzie Kotrla	Kelsey Walters
Gwen Davis	Marcy Lester	Roger Watkins
Erica Davis Rouse	Chet Lewis	Charlcya Wheeler
Jerry Davis	Jemina MacHarry	Van Wigginton
Kiley Davis	Taylor McHenry	Darnella Wilkerson
Teresa Davis Emebo	Kevin McKisson	Qeturah Williams
Alexis DeLeon	Kevin Morris	Laurel Williamson
JoAnn Delgado	Madison Neal	Terri Youngs
Shelbi Doherty	Becky Park	Julia Zhang
Amanda Fenwick	Kayce Park	Craig Zimmerman
Dominique Garcia	Jeff Parks	Joanna Zimmermann
Carmen Garza	Fay Picard	
George González	Bobby Rouse	

<b>Call the Meeting to order:</b>	Chair Dan Mims called the regular meeting of the Board of Trustees to order at 7:03 p.m.
<b>Roll Call of Board Members:</b>	Marie Flickinger Brad Hance John Moon, Jr. Keith Sinor Dr. Ruede Wheeler Larry Wilson
<b>Invocation and Pledges to the Flags:</b>	The invocation was given by Van Wigginton. The pledges to the American flag and the Texas flag were led by Brad Hance.
<b>Special Announcements, Recognitions, and Presentations:</b>	<ol style="list-style-type: none"> <li>1. Chairman Mims recognized the elected officials that were in attendance. Those present were: District Director for State Representative Greg Bonnen, Fay Picard; Chief Clerk of the Harris County Constable of Precinct 2, Kim Bellotte; Harris County Justice of the Peace Jo Ann Delgado; Harris County Justice of the Peace Joe Stephens; Houston City Councilman Jerry Davis; La Porte School District Board of Trustees, Charlcya Wheeler; and Deer Park City Councilwoman, Rae Sinor.</li> <li>2. Ruth Keenan recognized Albemarle with a check presentation.</li> <li>3. Dr. Brenda Jones and Dr. Brenda Hellyer recognized the Baseball and Softball teams for their success in the national championships.</li> <li>4. Dr. Brenda Hellyer introduced Fay Picard who presented a resolution from State Representative Greg Bonnen recognizing the College for being an Aspen Prize Rising Star Recipient.</li> </ol>
<b>Student Success Presentations:</b>	<ol style="list-style-type: none"> <li>1. George González presented an update on transfer students' grade point averages at University of Houston institutions.</li> </ol>
<b>Communications to the Board:</b>	There were no communications to the Board.
<b>Hearing of Such Citizens or Groups of Citizens Desiring to be Heard Before the Board:</b>	There were no citizens desiring to be heard before the Board.
<b>Informative Reports:</b>	Dan Mims indicated such reports were in the Board documents.
<b>Special Recognition:</b>	Dan Mims recognized Trustee Brad Hance for his years of service as a member of the Board of Trustees. Brad Hance provided comments regarding his service as a Board member.

**Oath of Officer Administered to Recently Elected Trustees**  
**Motion 9781**  
**Consideration of Approval of Election of Officers for the Board of Trustees**

Judge Joann Delgado swore in newly elected Trustee, Erica Davis Rouse. Mr. Danny Snooks swore in re-elected Trustee Dr. Ruede Wheeler.

Larry Wilson nominated Marie Flickinger for Chair. The nomination was seconded by John Moon, Jr. No further nominations were received for Chair.

**Yeas:** Davis Rouse, Flickinger, Moon, Jr., Sinor, Wheeler, Wilson  
**Nays:** None

Marie Flickinger conducted the remainder of the meeting.

Larry Wilson nominated Dan Mims for Vice Chairman. The nomination was seconded by John Moon, Jr. No further nominations were received for Vice Chairman.

**Yeas:** Davis Rouse, Mims, Moon, Jr., Sinor, Wheeler, Wilson  
**Nays:** None

Larry Wilson nominated Keith Sinor for Secretary. The nomination was seconded by Dr. Ruede Wheeler. No further nominations were received for Secretary.

**Yeas:** Davis Rouse, Mims, Moon, Jr., Sinor, Wheeler, Wilson  
**Nays:** None

Larry Wilson nominated Erica Davis Rouse for Assistant Secretary. Dr. Ruede Wheeler seconded the nomination. No further nominations were received for Assistant Secretary.

**Yeas:** Davis Rouse, Mims, Moon, Jr., Sinor, Wheeler, Wilson  
**Nays:** None

**Motion Carried.**

**Motion 9782**  
**Consideration of Approval of Amendment to the 2016-2017 Budget for Restricted Revenue and Expenses Relating to Federal and State Grants**

Motion was made by Dr. Ruede Wheeler, seconded by John Moon, Jr., for Approval of Amendment to the 2016-2017 Budget for Restricted Revenue and Expenses Relating to Federal and State Grants.

**Motion Carried.**

**Yeas:** Davis Rouse, Mims, Moon, Jr., Sinor, Wheeler, Wilson  
**Nays:** None

**Motion 9783**  
**Consideration of**  
**Approval of the**  
**Board of Trustees**  
**Bylaws**

Motion was made by Dan Mims, seconded by Keith Sinor, for approval of the Board of Trustees Bylaws.

**Motion Carried.**

**Yeas:** Davis Rouse, Mims, Moon, Jr., Sinor, Wheeler, Wilson  
**Nays:** None

**Motion 9784**  
**Consideration of**  
**Policy III.3000.A,**  
**Campus Carry –**  
**Second Reading**

Motion was made by Dan Mims, seconded by Keith Sinor, for approval of Policy III.3000.A, Campus Carry – Second Reading.

**Motion Carried.**

**Yeas:** Davis Rouse, Mims, Moon, Jr., Sinor, Wheeler, Wilson  
**Nays:** None

**Motion 9785**  
**Consideration of**  
**Approval of**  
**Galena Park**  
**Career and**  
**Technical Early**  
**College High**  
**School**  
**Memorandum of**  
**Understanding**

Motion was made by Larry Wilson, seconded by Dr. Ruede Wheeler, for approval of Galena Park Career and Technical Early College High School Memorandum of Understanding.

Larry Wilson pointed out that the percentage of tuition and fee waiver differed in the action item and the MOU. Dr. Hellyer stated that the waiver is 75%. Marie Flickinger stated the Board would be voting on the item with a 75% waiver and the agreement would be updated to reflect this percentage.

**Motion Carried.**

**Yeas:** Davis Rouse, Mims, Moon, Jr., Sinor, Wheeler, Wilson  
**Nays:** None

**Motion 9786**  
**Consideration of**  
**Approval of**  
**College Readiness**  
**Mathematics**  
**Courses**  
**Memorandum of**  
**Understanding**  
**with University of**  
**Texas Dana**  
**Center**

Motion was made by Dr. Ruede Wheeler, seconded by John Moon, Jr., for approval of College Readiness Mathematics Courses Memorandum of Understanding with University of Texas Dana Center.

**Motion Carried.**

**Yeas:** Davis Rouse, Mims, Moon, Jr., Sinor, Wheeler, Wilson  
**Nays:** None

**Motion 9787**  
**Consideration of**  
**Approval of the**  
**Articulation**  
**Agreement**  
**between San**

Motion was made by Larry Wilson, seconded by Dan Mims for approval of the articulation agreement between San Jacinto Community College District and Lamar University.

**Motion Carried.**



**Jacinto  
Community  
College District  
and Lamar  
University**

**Yeas:** Davis Rouse, Mims, Moon, Jr., Sinor, Wheeler, Wilson

**Nays:** None

**Motion 9788  
Consideration of  
Purchasing  
Requests**

Marie Flickinger stated that the Board will consider all purchasing items except Purchase Request #6 on Extending the Contract for Bookstore Operations. These items total \$4,383,908. Motion was made by Keith Sinor, seconded by Dr. Ruede Wheeler, for approval of the purchasing requests as stated by Chair Flickinger.

CSP 17-19 North Campus Library Demolition	\$69,975
IFB 17-15 Advanced Manufacturing Equipment	424,120
RFP 17-12 NCLEX Review Course Services	50,000
Purchase Request #1 Method of Procurement and Design Services for Central Campus Welcome Center Extended Site Development	1,750,000
Purchase Request #2 Engineering Services for North Campus Utility Tunnel Upgrades	384,700
Purchase Request #3 Direct Digital Controls Network Upgrades, Package I	478,887
Purchase Request #4 Architectural Services for South Campus Center for Engineering and Technology	990,000
Purchase Request #5 Additional Funds for Repair of HVAC Chiller at South Campus	80,760
Purchase Request #7 Phone System Maintenance and Support	<u>155,466</u>
<b>TOTAL OF PURCHASE REQUESTS</b>	<b>\$4,383,908</b>

**Motion Carried.**

**Yeas:** Davis Rouse, Mims, Moon, Jr., Sinor, Wheeler, Wilson

**Nays:** None

**Motion 9789**  
**Purchase Request**  
**#6 – Extend the**  
**Contract for**  
**Bookstore**  
**Operations**

Motion was made by Dr. Ruede Wheeler, seconded by Larry Wilson, to approve Purchase Request #6 – Extend the Contract for Bookstore Operations in the amount of \$4,000,000.

**Motion Carried.**

**Yeas:** Mims, Moon, Jr., Sinor, Wheeler, Wilson

**Abstained:** Davis Rouse

**Nays:** None

**Motion 9790**  
**Consent Agenda**

Motion was made by Keith Sinor, seconded by John Moon, Jr., to approve the consent agenda.

**Motion Carried.**

**Yeas:** Davis Rouse, Mims, Moon, Jr., Sinor, Wheeler, Wilson

**Nays:** None

**Adjournment:**

Meeting Adjourned at 7:57 p.m.

## **ADMINISTRATION RECOMMENDATION/REPORT**

The administration recommends that the Board of Trustees approve budget transfers for 2016-2017 which have been made in accordance with State accounting procedures.

### **BACKGROUND**

Adoption of the budget by the Board of Trustees in August of each year serves as the authorization to expend funds for the next fiscal year. The budget is adopted by functional classification (or cost elements: Instruction, Academic Support, Student Services, Institutional Support, and Operation and Maintenance of Plant) as defined by the National Association of College and University Business Officers (NACUBO). Realizing that the budget is a viable document that reflects the evolving needs of the College in terms of meeting goals and objectives, occasional movement of budgeted funds between cost elements is desirable and warranted. The budget transfers under consideration represent previously authorized expenditures that are requested to be reclassified from one cost element to another cost element.

### **IMPACT OF THIS ACTION**

Approval of the budget transfers will allow the College to more effectively utilize existing resources in fulfilling its instructional objectives.

### **BUDGET INFORMATION (INCLUDING ANY STAFFING IMPLICATIONS)**

This request is a reclassification of existing authorizations.

### **MONITORING AND REPORTING TIMELINE**

None

### **ATTACHMENTS**

Attachment 1 – Budget Transfers

### **RESOURCE PERSONNEL**

Chet Lewis	281-998-6306	chet.lewis@sjcd.edu
Mini Izaguirre	281-998-6347	mini.izaguirre@sjcd.edu

SAN JACINTO COLLEGE DISTRICT  
 Budget Transfers For The July 10, 2017 Board Meeting  
 Budget Transfers Related to Fiscal Year 2016 - 2017

ELEMENT OF COST	DEBIT	CREDIT
<b>DISTRICT</b>		
INSTRUCTION	\$ -	\$ -
PUBLIC SERVICE	836	-
ACADEMIC SUPPORT	1,700	-
STUDENT SERVICES	3,675	-
INSTITUTIONAL SUPPORT	4,270	17,652
PHYSICAL PLANT	-	1,800
AUXILIARY ENTERPRISES	-	-
<b>CENTRAL</b>		
INSTRUCTION	6,168	24,509
PUBLIC SERVICE	-	-
ACADEMIC SUPPORT	19,377	3,100
STUDENT SERVICES	1,034	-
INSTITUTIONAL SUPPORT	-	-
PHYSICAL PLANT	-	-
AUXILIARY ENTERPRISES	-	-
<b>NORTH</b>		
INSTRUCTION	2,168	-
PUBLIC SERVICE	-	-
ACADEMIC SUPPORT	1,988	-
STUDENT SERVICES	850	-
INSTITUTIONAL SUPPORT	-	-
PHYSICAL PLANT	-	-
AUXILIARY ENTERPRISES	-	-
<b>SOUTH</b>		
INSTRUCTION	39,417	6,600
PUBLIC SERVICE	-	-
ACADEMIC SUPPORT	7,596	37,448
STUDENT SERVICES	2,031	-
INSTITUTIONAL SUPPORT	-	-
PHYSICAL PLANT	-	-
AUXILIARY ENTERPRISES	-	-
	<b>\$ 91,109</b>	<b>\$ 91,109</b>

These transfers reflect adjustments of budgetary allocations between campuses and departments.

**RECOMMENDATION**

The administration recommends that the Board approve the following Affiliation Agreements:

**North Campus**

<u>Department</u>	<u>Affiliation Entity</u>
Emergency Medical Technician	Harris County ESD#1
Emergency Medical Technician	Harris County ESD#5
Emergency Medical Technician	Hermann Memorial Texas Medical Center & Children’s Memorial
Emergency Medical Technician	Liberty Dayton Regional Medical Center
Emergency Medical Technician	Montgomery County Hospital District
Health Information Management	Bay Area ENT Specialists, LLP
Health Information Management	Kindred Rehabilitation Hospital Clear Lake
Health Information Management	Kindred Hospital Clear Lake
Health Information Management	LaPorte Medical Clinic
Health Information Management (Second Amendment)	The Methodist Hospital
Mental Health	Gulf Coast Center
Mental Health	Nehemiah’s Wall of Crosby

**RATIONALE**

The Affiliation Agreements were reviewed by the College’s external legal counsel.

**FISCAL IMPLICATIONS TO THE COLLEGE**

N/A

**CONTACT PERSONNEL**

Daniel J. Snooks, Attorney  
Laurel Williamson                      281-998-6184                      laurel.williamson@sjcd.edu

**Item "E"**  
**Regular Board Meeting July 10, 2017**  
**Approval of the Next Regularly Scheduled Meeting**

**RECOMMENDATION**

The next regularly scheduled meeting of the Board of Trustees will be Monday, August 14, 2017.